

2023 Annual Agency Profile - City of Oshkosh, Wisconsin (NTD ID 50009)

Mailing Address: 215 CHURCH AVE
OSHKOSH, WI

Website: <http://www.rideGOtransit.com/>

Geographic Coverage

Primary Urbanized/Rural Area Oshkosh, WI
Service Area Population 66,816
Service Area Sq. Miles 25
Other Areas Served:
Wisconsin Non-UZA

Assets

Revenue Vehicles 27
Service Vehicles 5
Facilities 2

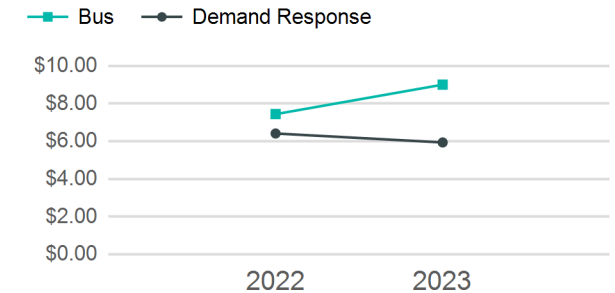
Service Consumed

Annual Unlinked Trips (UPT) 682,421

Service Supplied

Annual Vehicle Revenue Miles (VRM) 681,620
Annual Vehicle Revenue Hours (VRH) 45,036
Vehicles Operated in Maximum Service (VOMS) 20

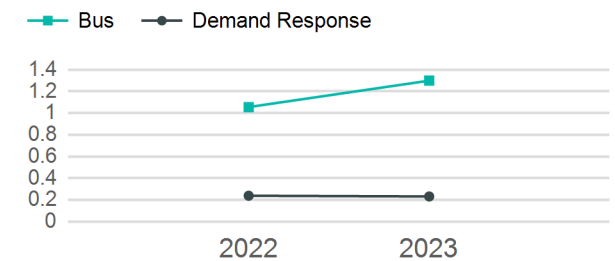
Operating Expenses per Vehicle Revenue Mile



Modal Characteristics

Mode	Annual Unlinked Passenger Trips	Directly Operated VOMS	Purchased Transportation VOMS	Annual Vehicle Revenue Miles	Annual Vehicle Revenue Hours
Bus	638,351	10	1	491,359	34,895
Demand Response	44,070	0	9	190,261	10,141
Total	682,421	10	10	681,620	45,036

Unlinked Passenger Trip per Vehicle Revenue Mile



Metrics

Mode	Service Efficiency		Service Effectiveness		
	OE per VRM	OE per VRH	UPT per VRM	UPT per VRH	OE per UPT
Bus	\$9.00	\$126.78	1.3	18.3	\$6.93
Demand Response	\$5.94	\$111.44	0.2	4.3	\$25.64
Total	\$8.15	\$123.32	1.0	15.2	\$8.14

2023 Annual Agency Profile - City of Oshkosh, Wisconsin (NTD ID 50009)

2023 Funding Breakdown

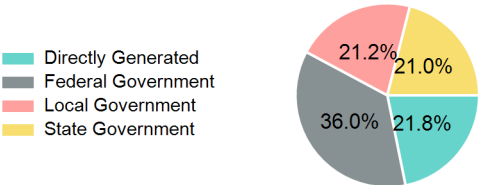
Summary of Operating Expenses (OE)

Sources of Operating Funds Expended

Operating Funding Sources

Mode	Operating Expenses	Fare Revenues
Bus	\$4,423,959	\$0
Demand Response	\$1,130,071	\$0
Total	\$5,554,030	\$0

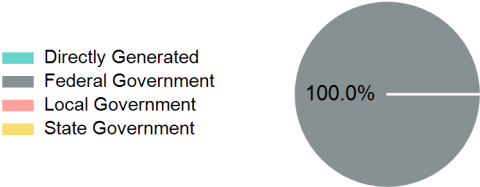
Directly Generated	\$1,229,967
Federal Government	\$2,029,385
Local Government	\$1,193,828
State Government	\$1,185,575
Total Operating Funds Expended	\$5,638,755



Capital Funding Sources

Sources of Capital Funds Expended

Directly Generated	\$0
Federal Government	\$2,239,789
Local Government	\$0
State Government	\$0
Total Capital Funds Expended	\$2,239,789



2023 Asset Management

Transit Asset Management (TAM) Tier	Tier II	TAM Sponsor NTD ID	5R06
-------------------------------------	---------	--------------------	------

Metrics

Mode	Average Fleet Age in Years
Bus	3.9
Demand Response	0.0