

2023 Annual Agency Profile - Municipality of Arroyo (NTD ID 44953)

Mailing Address: 64 CALLE MORSE
ARROYO, PR

Website:

Geographic Coverage

Primary Urbanized/Rural Area Guayama, PR
Service Area Population 198
Service Area Sq. Miles 20
Other Areas Served:

Assets

Revenue Vehicles 2
Service Vehicles
Facilities

Service Consumed

Annual Unlinked Trips (UPT) 221

Service Supplied

Annual Vehicle Revenue Miles (VRM) 8,151
Annual Vehicle Revenue Hours (VRH) 876
Vehicles Operated in Maximum Service (VOMS) 2

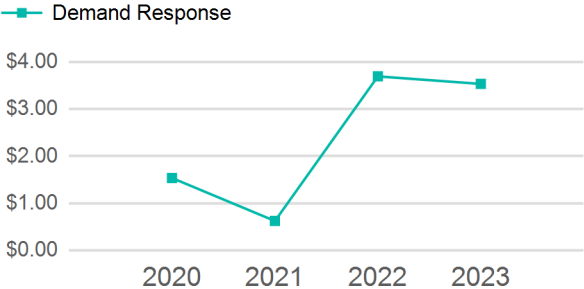
Modal Characteristics

Mode	Annual Unlinked Passenger Trips	Directly Operated VOMS	Purchased Transportation VOMS	Annual Vehicle Revenue Miles	Annual Vehicle Revenue Hours
Demand Response	221	2	0	8,151	876
Total	221	2	0	8,151	876

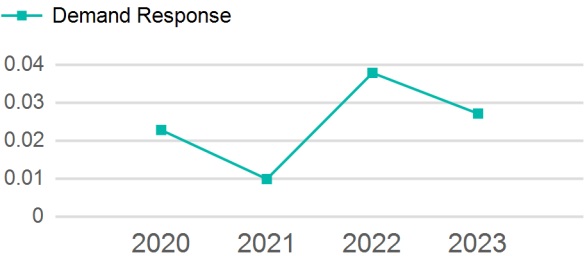
Metrics Service Efficiency Service Effectiveness

Mode	OE per VRM	OE per VRH	UPT per VRM	UPT per VRH	OE per UPT
Demand Response	\$3.53	\$32.87	0.0	0.3	\$130.30
Total	\$3.53	\$32.87	0.0	0.3	\$130.30

Operating Expenses per Vehicle Revenue Mile



Unlinked Passenger Trip per Vehicle Revenue Mile



2023 Annual Agency Profile - Municipality of Arroyo (NTD ID 44953)

2023 Funding Breakdown

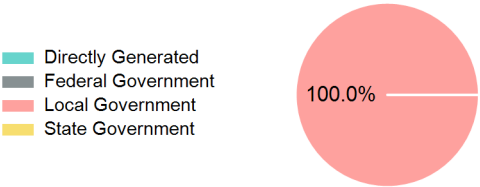
Summary of Operating Expenses (OE)

Sources of Operating Funds Expended

Operating Funding Sources

Mode	Operating Expenses	Fare Revenues
Demand Response	\$28,796	\$0
Total	\$28,796	\$0

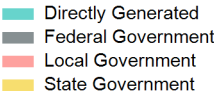
Directly Generated	\$0
Federal Government	\$0
Local Government	\$28,796
State Government	\$0
Total Operating Funds Expended	\$28,796



Capital Funding Sources

Sources of Capital Funds Expended

Directly Generated	\$0
Federal Government	\$0
Local Government	\$0
State Government	\$0
Total Capital Funds Expended	\$0



2023 Asset Management

Transit Asset Management (TAM) Tier	Tier II	TAM Sponsor NTD ID	4R09
Metrics			

Mode	Average Fleet Age in Years
Demand Response	6.0