

2023 Annual Agency Profile - Noxubee County Human Resource Agency (NTD ID 44948)

Mailing Address: 505 S JEFFERSON ST
MACON, MS

Website: https://npidb.org/organizations/transportation_services/non-emergency-medical-transport-van_343900000x/1043706765.aspx

Service Consumed

Annual Unlinked Trips (UPT) 3,428

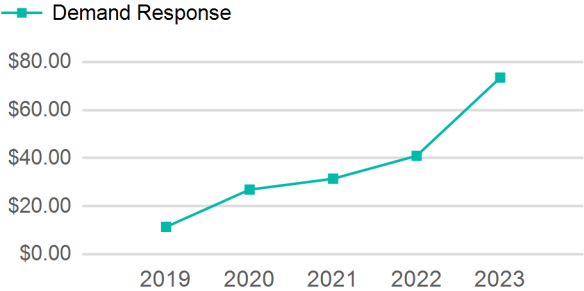
Assets

Revenue Vehicles 9
Service Vehicles
Facilities

Service Supplied

Annual Vehicle Revenue Miles (VRM) 122,870
Annual Vehicle Revenue Hours (VRH) 5,322
Vehicles Operated in Maximum Service (VOMS) 9

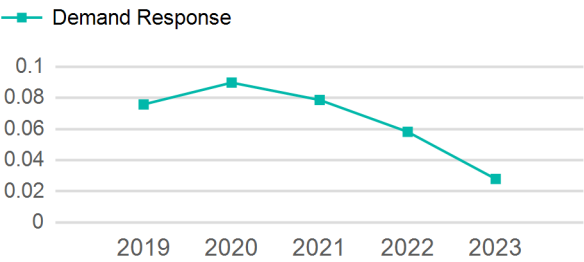
Operating Expenses per Vehicle Revenue Mile



Modal Characteristics

Mode	Annual Unlinked Passenger Trips	Directly Operated VOMS	Purchased Transportation VOMS	Annual Vehicle Revenue Miles	Annual Vehicle Revenue Hours
Demand Response	3,428	9	0	122,870	5,322
Total	3,428	9	0	122,870	5,322

Unlinked Passenger Trip per Vehicle Revenue Mile



Mode	Service Efficiency		Service Effectiveness		
	OE per VRM	OE per VRH	UPT per VRM	UPT per VRH	OE per UPT
Demand Response	\$2.05	\$47.30	0.0	0.6	\$73.44
Total	\$2.05	\$47.30	0.0	0.6	\$73.44

2023 Annual Agency Profile - Noxubee County Human Resource Agency (NTD ID 44948)

2023 Funding Breakdown

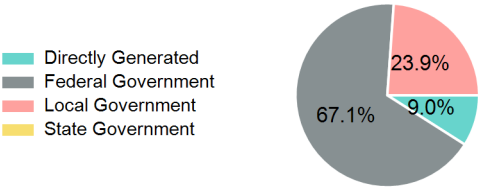
Summary of Operating Expenses (OE)

Sources of Operating Funds Expended

Operating Funding Sources

Mode	Operating Expenses	Fare Revenues
Demand Response	\$251,748	\$0
Total	\$251,748	\$0

Directly Generated	\$22,650
Federal Government	\$169,000
Local Government	\$60,098
State Government	\$0
Total Operating Funds Expended	\$251,748



Capital Funding Sources

Sources of Capital Funds Expended

Directly Generated	\$0
Federal Government	\$0
Local Government	\$0
State Government	\$0
Total Capital Funds Expended	\$0



2023 Asset Management

Transit Asset Management (TAM) Tier	Tier II	TAM Sponsor NTD ID	4R05
Metrics			

Mode	Average Fleet Age in Years
Demand Response	9.3