

2023 Annual Agency Profile - North Georgia Community Action, Inc. (NTD ID 44945)

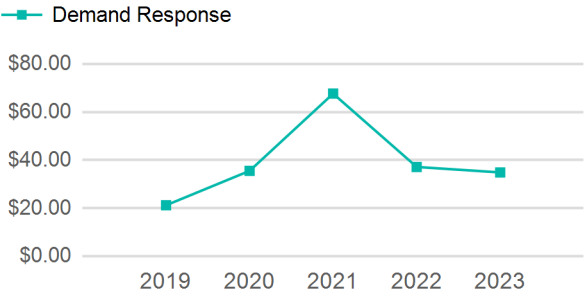
Mailing Address: 1344 TALKING ROCK RD  
JASPER, GA

Website: <https://www.ngcainc.com/our-projects/m.a.t.s-transportation>

Service Consumed

Annual Unlinked Trips (UPT) 50,117

Operating Expenses per Vehicle Revenue Mile



Assets

Service Supplied

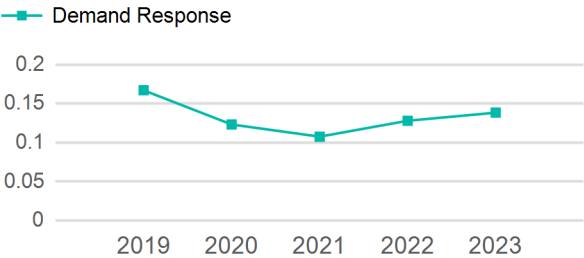
Revenue Vehicles 25  
Service Vehicles  
Facilities

Annual Vehicle Revenue Miles (VRM) 362,093  
Annual Vehicle Revenue Hours (VRH) 29,672  
Vehicles Operated in Maximum Service (VOMS) 27

Modal Characteristics

Mode	Annual Unlinked Passenger Trips	Directly Operated VOMS	Purchased Transportation VOMS	Annual Vehicle Revenue Miles	Annual Vehicle Revenue Hours
Demand Response	50,117	27	0	362,093	29,672
Total	50,117	27	0	362,093	29,672

Unlinked Passenger Trip per Vehicle Revenue Mile



Metrics

Mode	Service Efficiency		Service Effectiveness		
	OE per VRM	OE per VRH	UPT per VRM	UPT per VRH	OE per UPT
Demand Response	\$4.83	\$58.95	0.1	1.7	\$34.90
Total	\$4.83	\$58.95	0.1	1.7	\$34.90

2023 Annual Agency Profile - North Georgia Community Action, Inc. (NTD ID 44945)

2023 Funding Breakdown

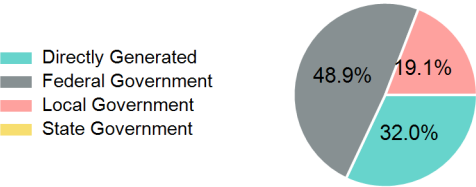
Summary of Operating Expenses (OE)

Sources of Operating Funds Expended

Operating Funding Sources

Mode	Operating Expenses	Fare Revenues
Demand Response	\$1,749,131	\$0
Total	\$1,749,131	\$0

Directly Generated	\$560,332
Federal Government	\$854,709
Local Government	\$334,090
State Government	\$0
Total Operating Funds Expended	\$1,749,131



Capital Funding Sources

Sources of Capital Funds Expended

Directly Generated	\$0
Federal Government	\$0
Local Government	\$0
State Government	\$0
Total Capital Funds Expended	\$0



2023 Asset Management

Transit Asset Management (TAM) Tier	Tier II	TAM Sponsor NTD ID	4R03
Metrics			
Mode	Average Fleet Age in Years		
Demand Response	5.4		