

# 2023 Annual Agency Profile - City of Tamarac (NTD ID 44932)

**Mailing Address:** 7525 NW 88TH AVE  
TAMARAC, FL

**Website:** <https://www.tamarac.org/439/Community-Shuttle-Service>

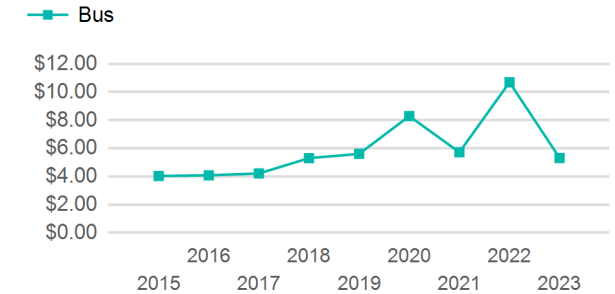
## Geographic Coverage

**Primary Urbanized/Rural Area** Miami--Fort Lauderdale, FL  
**Service Area Population** 71,912  
**Service Area Sq. Miles** 12  
**Other Areas Served:**

## Service Consumed

**Annual Unlinked Trips (UPT)** 41,899

## Operating Expenses per Vehicle Revenue Mile



## Assets

**Revenue Vehicles** 5  
**Service Vehicles**  
**Facilities** 2

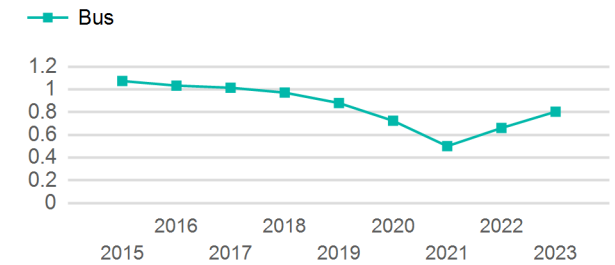
## Service Supplied

**Annual Vehicle Revenue Miles (VRM)** 52,117  
**Annual Vehicle Revenue Hours (VRH)** 3,736  
**Vehicles Operated in Maximum Service (VOMS)** 2

## Modal Characteristics

Mode	Annual Unlinked Passenger Trips	Directly Operated VOMS	Purchased Transportation VOMS	Annual Vehicle Revenue Miles	Annual Vehicle Revenue Hours
Bus	41,899	2	0	52,117	3,736
<b>Total</b>	<b>41,899</b>	<b>2</b>	<b>0</b>	<b>52,117</b>	<b>3,736</b>

## Unlinked Passenger Trip per Vehicle Revenue Mile



Mode	Service Efficiency		Service Effectiveness		
	OE per VRM	OE per VRH	UPT per VRM	UPT per VRH	OE per UPT
Bus	\$5.31	\$74.10	0.8	11.2	\$6.61
<b>Total</b>	<b>\$5.31</b>	<b>\$74.10</b>	<b>0.8</b>	<b>11.2</b>	<b>\$6.61</b>

2023 Annual Agency Profile - City of Tamarac (NTD ID 44932)

2023 Funding Breakdown

Summary of Operating Expenses (OE)

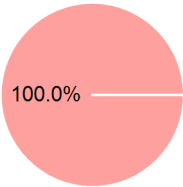
Sources of Operating Funds Expended

Operating Funding Sources

Mode	Operating Expenses	Fare Revenues
Bus	\$276,838	\$0
Total	\$276,838	\$0

Directly Generated	\$0
Federal Government	\$0
Local Government	\$276,838
State Government	\$0
Total Operating Funds Expended	\$276,838

- Directly Generated
- Federal Government
- Local Government
- State Government



Capital Funding Sources

Sources of Capital Funds Expended

Directly Generated	\$0
Federal Government	\$0
Local Government	\$0
State Government	\$0
Total Capital Funds Expended	\$0

- Directly Generated
- Federal Government
- Local Government
- State Government

2023 Asset Management

Transit Asset Management (TAM) Tier Tier II

TAM Sponsor NTD ID

Metrics

Mode	Average Fleet Age in Years
Bus	3.8