

# 2023 Annual Agency Profile - Bladen County (NTD ID 41166)

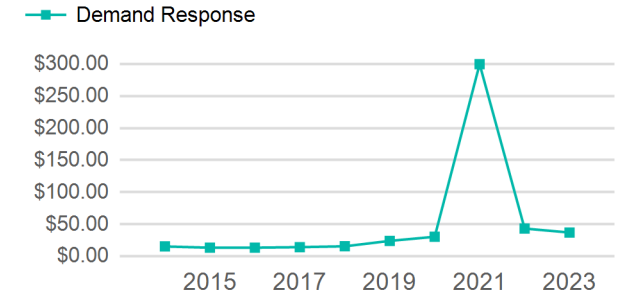
**Mailing Address:** 608 MCLEOD ST  
ELIZABETHTOWN, NC

[http://www.bladenncc.govoffice3.com/index.asp?SEC=8FF52E1F-52D7-4888-9734-3B865C8614D5&Type=B\\_BASIC](http://www.bladenncc.govoffice3.com/index.asp?SEC=8FF52E1F-52D7-4888-9734-3B865C8614D5&Type=B_BASIC)  
**Website:** 52D7-4888-9734-3B865C8614D5&Type=B\_BASIC

## Service Consumed

**Annual Unlinked Trips (UPT)** 13,745

## Operating Expenses per Vehicle Revenue Mile



## Assets

**Revenue Vehicles** 9  
**Service Vehicles**  
**Facilities**

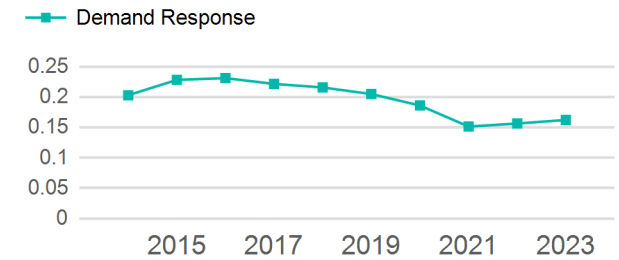
## Service Supplied

**Annual Vehicle Revenue Miles (VRM)** 84,643  
**Annual Vehicle Revenue Hours (VRH)** 3,600  
**Vehicles Operated in Maximum Service (VOMS)** 4

## Modal Characteristics

Mode	Annual Unlinked Passenger Trips	Directly Operated VOMS	Purchased Transportation VOMS	Annual Vehicle Revenue Miles	Annual Vehicle Revenue Hours
Demand Response	13,745	4	0	84,643	3,600
<b>Total</b>	<b>13,745</b>	<b>4</b>	<b>0</b>	<b>84,643</b>	<b>3,600</b>

## Unlinked Passenger Trip per Vehicle Revenue Mile



Mode	Service Efficiency		Service Effectiveness		
	OE per VRM	OE per VRH	UPT per VRM	UPT per VRH	OE per UPT
Demand Response	\$6.04	\$141.98	0.2	3.8	\$37.19
<b>Total</b>	<b>\$6.04</b>	<b>\$141.98</b>	<b>0.2</b>	<b>3.8</b>	<b>\$37.19</b>

2023 Annual Agency Profile - Bladen County (NTD ID 41166)

2023 Funding Breakdown

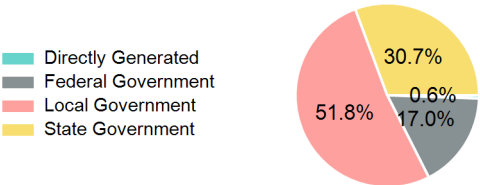
Summary of Operating Expenses (OE)

Sources of Operating Funds Expended

Operating Funding Sources

Mode	Operating Expenses	Fare Revenues
Demand Response	\$511,144	\$0
Total	\$511,144	\$0

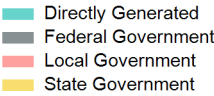
Directly Generated	\$2,893
Federal Government	\$86,685
Local Government	\$264,785
State Government	\$156,781
Total Operating Funds Expended	\$511,144



Capital Funding Sources

Sources of Capital Funds Expended

Directly Generated	\$0
Federal Government	\$0
Local Government	\$0
State Government	\$0
Total Capital Funds Expended	\$0



2023 Asset Management

Transit Asset Management (TAM) Tier	Tier II	TAM Sponsor NTD ID	4R06
Metrics			

Mode	Average Fleet Age in Years
Demand Response	7.1