

# 2023 Annual Agency Profile - Lumpkin County (NTD ID 41158)

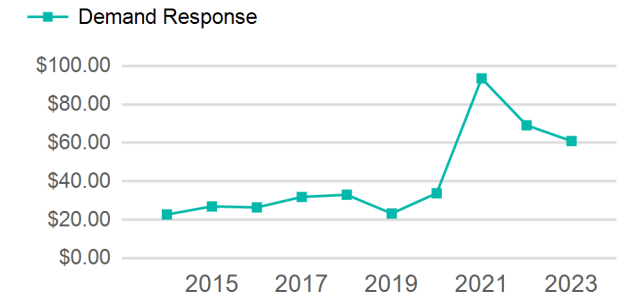
**Mailing Address:** 99 COURTHOUSE HL  
DAHLONEGA, GA

**Website:** <https://www.lumpkincounty.gov/292/Transit>

## Service Consumed

Annual Unlinked Trips (UPT) 2,493

## Operating Expenses per Vehicle Revenue Mile



## Assets

Revenue Vehicles 2  
Service Vehicles  
Facilities

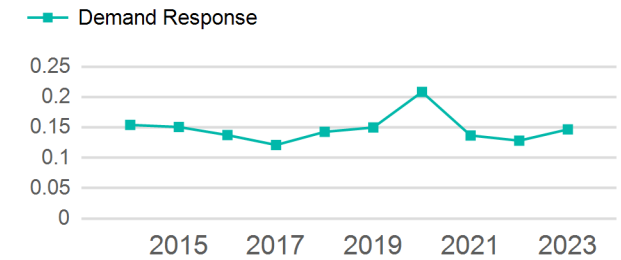
## Service Supplied

Annual Vehicle Revenue Miles (VRM) 16,980  
Annual Vehicle Revenue Hours (VRH) 1,558  
Vehicles Operated in Maximum Service (VOMS) 2

## Modal Characteristics

Mode	Annual Unlinked Passenger Trips	Directly Operated VOMS	Purchased Transportation VOMS	Annual Vehicle Revenue Miles	Annual Vehicle Revenue Hours
Demand Response	2,493	2	0	16,980	1,558
<b>Total</b>	<b>2,493</b>	<b>2</b>	<b>0</b>	<b>16,980</b>	<b>1,558</b>

## Unlinked Passenger Trip per Vehicle Revenue Mile



## Metrics

Mode	Service Efficiency		Service Effectiveness		
	OE per VRM	OE per VRH	UPT per VRM	UPT per VRH	OE per UPT
Demand Response	\$8.95	\$97.53	0.1	1.6	\$60.95
<b>Total</b>	<b>\$8.95</b>	<b>\$97.53</b>	<b>0.1</b>	<b>1.6</b>	<b>\$60.95</b>

2023 Annual Agency Profile - Lumpkin County (NTD ID 41158)

2023 Funding Breakdown

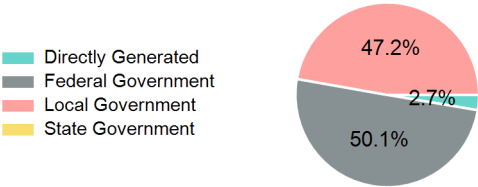
Summary of Operating Expenses (OE)

Sources of Operating Funds Expended

Operating Funding Sources

Mode	Operating Expenses	Fare Revenues
Demand Response	\$151,957	\$0
Total	\$151,957	\$0

Directly Generated	\$4,040
Federal Government	\$76,143
Local Government	\$71,774
State Government	\$0
Total Operating Funds Expended	\$151,957



Capital Funding Sources

Sources of Capital Funds Expended

Directly Generated	\$0
Federal Government	\$0
Local Government	\$0
State Government	\$0
Total Capital Funds Expended	\$0



2023 Asset Management

Transit Asset Management (TAM) Tier	Tier II	TAM Sponsor NTD ID	4R03
Metrics			

Mode	Average Fleet Age in Years
Demand Response	4.0