

# 2023 Annual Agency Profile - Hart County (NTD ID 41144)

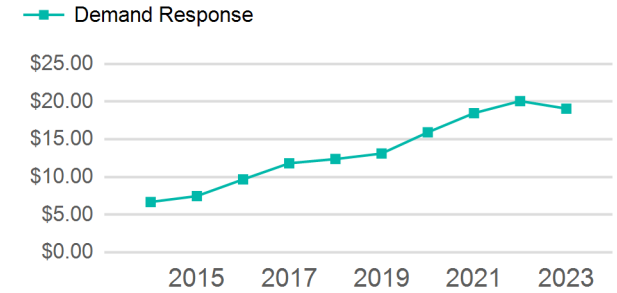
**Mailing Address:** 800 CHANDLER ST  
HARTWELL, GA

**Website:** <http://www.hartcountyga.gov/publictransit.html>

## Service Consumed

Annual Unlinked Trips (UPT) 7,309

## Operating Expenses per Vehicle Revenue Mile



## Assets

Revenue Vehicles 2  
Service Vehicles  
Facilities

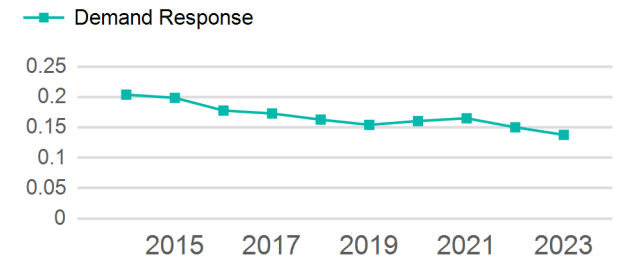
## Service Supplied

Annual Vehicle Revenue Miles (VRM) 53,032  
Annual Vehicle Revenue Hours (VRH) 3,928  
Vehicles Operated in Maximum Service (VOMS) 2

## Modal Characteristics

Mode	Annual Unlinked Passenger Trips	Directly Operated VOMS	Purchased Transportation VOMS	Annual Vehicle Revenue Miles	Annual Vehicle Revenue Hours
Demand Response	7,309	2	0	53,032	3,928
<b>Total</b>	<b>7,309</b>	<b>2</b>	<b>0</b>	<b>53,032</b>	<b>3,928</b>

## Unlinked Passenger Trip per Vehicle Revenue Mile



## Metrics

Mode	Service Efficiency		Service Effectiveness		
	OE per VRM	OE per VRH	UPT per VRM	UPT per VRH	OE per UPT
Demand Response	\$2.63	\$35.48	0.1	1.9	\$19.07
<b>Total</b>	<b>\$2.63</b>	<b>\$35.48</b>	<b>0.1</b>	<b>1.9</b>	<b>\$19.07</b>

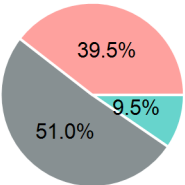
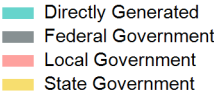
2023 Annual Agency Profile - Hart County (NTD ID 41144)

2023 Funding Breakdown

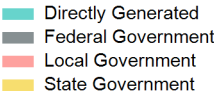
Summary of Operating Expenses (OE)

Sources of Operating Funds Expended

Operating Funding Sources



Capital Funding Sources



Sources of Capital Funds Expended

Directly Generated	\$0
Federal Government	\$0
Local Government	\$0
State Government	\$0

Total Capital Funds Expended \$0

Total Operating Funds Expended

\$139,367

Mode	Operating Expenses	Fare Revenues
Demand Response	\$139,367	\$0
Total	\$139,367	\$0

2023 Asset Management

Transit Asset Management (TAM) Tier

Tier II

TAM Sponsor NTD ID

4R03

Metrics

Mode	Average Fleet Age in Years
Demand Response	3.5