

2023 Annual Agency Profile - Yadkin Valley Economic Development District, Inc. (NTD ID 41134)

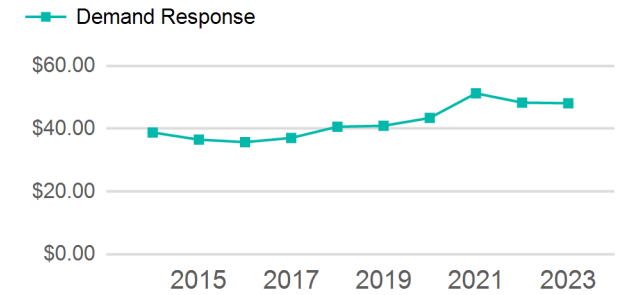
Mailing Address: 533 N CAROLINA AVENUE, HIGHWAY 601 N
BOONVILLE, NC

Website: <http://www.yveddi.com>

Service Consumed

Annual Unlinked Trips (UPT) 81,775

Operating Expenses per Vehicle Revenue Mile



Assets

Revenue Vehicles 57
Service Vehicles
Facilities 1

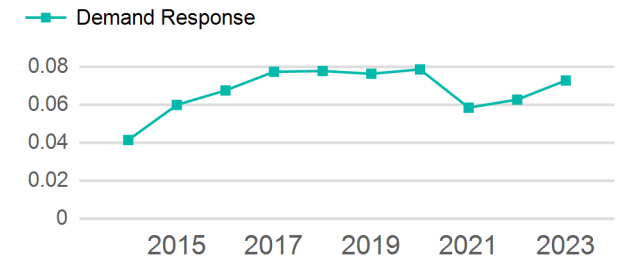
Service Supplied

Annual Vehicle Revenue Miles (VRM) 1,124,037
Annual Vehicle Revenue Hours (VRH) 70,394
Vehicles Operated in Maximum Service (VOMS) 37

Modal Characteristics

Mode	Annual Unlinked Passenger Trips	Directly Operated VOMS	Purchased Transportation VOMS	Annual Vehicle Revenue Miles	Annual Vehicle Revenue Hours
Demand Response	81,775	37	0	1,124,037	70,394
Total	81,775	37	0	1,124,037	70,394

Unlinked Passenger Trip per Vehicle Revenue Mile



Metrics

Mode	Service Efficiency		Service Effectiveness		
	OE per VRM	OE per VRH	UPT per VRM	UPT per VRH	OE per UPT
Demand Response	\$3.50	\$55.90	0.1	1.2	\$48.12
Total	\$3.50	\$55.90	0.1	1.2	\$48.12

2023 Annual Agency Profile - Yadkin Valley Economic Development District, Inc. (NTD ID 41134)

2023 Funding Breakdown

Summary of Operating Expenses (OE)

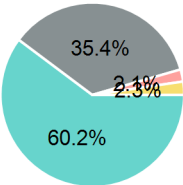
Sources of Operating Funds Expended

Operating Funding Sources

Mode	Operating Expenses	Fare Revenues
Demand Response	\$3,934,945	\$0
Total	\$3,934,945	\$0

Directly Generated	\$2,368,398
Federal Government	\$1,391,871
Local Government	\$83,626
State Government	\$91,050
Total Operating Funds Expended	\$3,934,945

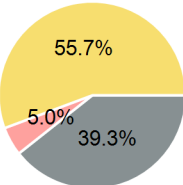
- Directly Generated
- Federal Government
- Local Government
- State Government



Capital Funding Sources

Sources of Capital Funds Expended

- Directly Generated
- Federal Government
- Local Government
- State Government



Directly Generated	\$0
Federal Government	\$138,770
Local Government	\$17,505
State Government	\$196,467
Total Capital Funds Expended	\$352,742

2023 Asset Management

Transit Asset Management (TAM) Tier	Tier II	TAM Sponsor NTD ID	4R06
Metrics			
Mode	Average Fleet Age in Years		
Demand Response	8.6		