

# 2023 Annual Agency Profile - Coweta County (NTD ID 41133)

**Mailing Address:** 22 E BROAD ST  
NEWNAN, GA

**Website:** <https://www.coweta.ga.us/about-coweta/coweta-connect>

## Geographic Coverage

**Primary Urbanized/Rural Area** Atlanta, GA  
**Service Area Population** 146,158  
**Service Area Sq. Miles** 441  
**Other Areas Served:** Georgia Non-UZA

## Assets

**Revenue Vehicles** 9  
**Service Vehicles**  
**Facilities**

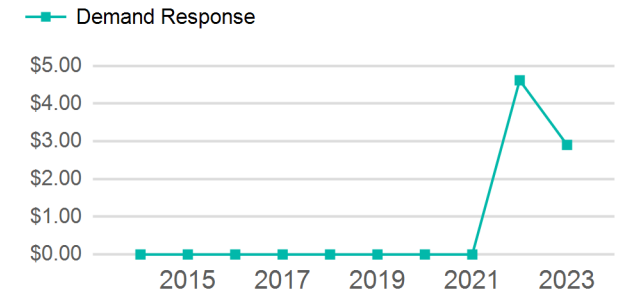
## Service Consumed

**Annual Unlinked Trips (UPT)** 36,493

## Service Supplied

**Annual Vehicle Revenue Miles (VRM)** 248,473  
**Annual Vehicle Revenue Hours (VRH)** 13,423  
**Vehicles Operated in Maximum Service (VOMS)** 6

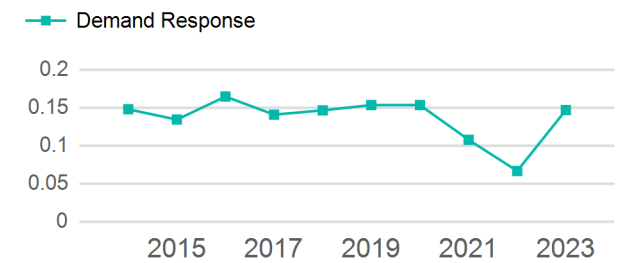
## Operating Expenses per Vehicle Revenue Mile



## Modal Characteristics

Mode	Annual Unlinked Passenger Trips	Directly Operated VOMS	Purchased Transportation VOMS	Annual Vehicle Revenue Miles	Annual Vehicle Revenue Hours
Demand Response	36,493	0	6	248,473	13,423
<b>Total</b>	<b>36,493</b>	<b>0</b>	<b>6</b>	<b>248,473</b>	<b>13,423</b>

## Unlinked Passenger Trip per Vehicle Revenue Mile



Mode	Service Efficiency		Service Effectiveness		
	OE per VRM	OE per VRH	UPT per VRM	UPT per VRH	OE per UPT
Demand Response	\$2.90	\$53.77	0.1	2.7	\$19.78
<b>Total</b>	<b>\$2.90</b>	<b>\$53.77</b>	<b>0.1</b>	<b>2.7</b>	<b>\$19.78</b>

2023 Annual Agency Profile - Coweta County (NTD ID 41133)

2023 Funding Breakdown

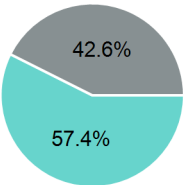
Summary of Operating Expenses (OE)

Sources of Operating Funds Expended

Operating Funding Sources

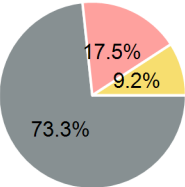
Mode	Operating Expenses	Fare Revenues
Demand Response	\$721,707	\$0
Total	\$721,707	\$0

Directly Generated	\$414,138
Federal Government	\$307,569
Local Government	\$0
State Government	\$0
Total Operating Funds Expended	\$721,707



Capital Funding Sources

Sources of Capital Funds Expended



Directly Generated	\$0
Federal Government	\$43,905
Local Government	\$10,489
State Government	\$5,488
Total Capital Funds Expended	\$59,882

2023 Asset Management

Transit Asset Management (TAM) Tier	Tier II	TAM Sponsor NTD ID	4R03
Metrics			
Mode		Average Fleet Age in Years	
Demand Response		5.8	