

# 2023 Annual Agency Profile - Choanoke Public Transportation Authority (NTD ID 41131)

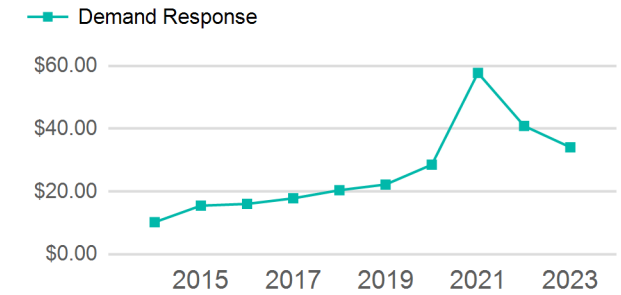
**Mailing Address:** 505 N MAIN ST  
RICH SQUARE, NC

**Website:** www.choanokepta.org

## Service Consumed

Annual Unlinked Trips (UPT) 33,278

## Operating Expenses per Vehicle Revenue Mile



## Assets

Revenue Vehicles 25  
Service Vehicles 2  
Facilities 1

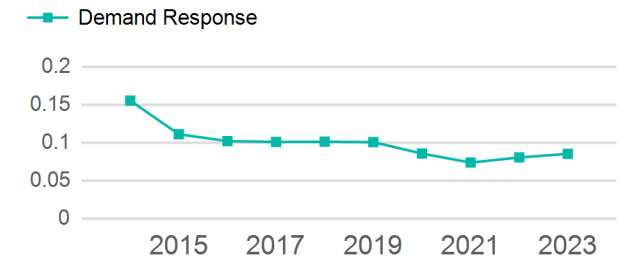
## Service Supplied

Annual Vehicle Revenue Miles (VRM) 390,402  
Annual Vehicle Revenue Hours (VRH) 17,959  
Vehicles Operated in Maximum Service (VOMS) 8

## Modal Characteristics

Mode	Annual Unlinked Passenger Trips	Directly Operated VOMS	Purchased Transportation VOMS	Annual Vehicle Revenue Miles	Annual Vehicle Revenue Hours
Demand Response	33,278	8	0	390,402	17,959
<b>Total</b>	<b>33,278</b>	<b>8</b>	<b>0</b>	<b>390,402</b>	<b>17,959</b>

## Unlinked Passenger Trip per Vehicle Revenue Mile



## Metrics

Mode	Service Efficiency		Service Effectiveness		
	OE per VRM	OE per VRH	UPT per VRM	UPT per VRH	OE per UPT
Demand Response	\$2.91	\$63.20	0.1	1.9	\$34.11
<b>Total</b>	<b>\$2.91</b>	<b>\$63.20</b>	<b>0.1</b>	<b>1.9</b>	<b>\$34.11</b>

2023 Annual Agency Profile - Choanoke Public Transportation Authority (NTD ID 41131)

2023 Funding Breakdown

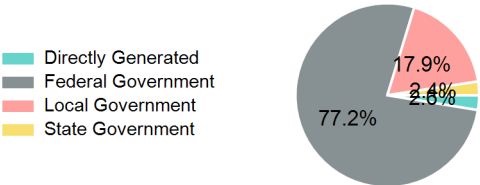
Summary of Operating Expenses (OE)

Mode	Operating Expenses	Fare Revenues
Demand Response	\$1,135,089	\$0
Total	\$1,135,089	\$0

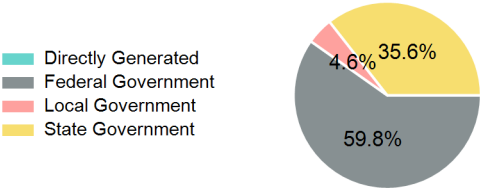
Sources of Operating Funds Expended

Directly Generated	\$29,286
Federal Government	\$875,916
Local Government	\$202,662
State Government	\$27,225
Total Operating Funds Expended	\$1,135,089

Operating Funding Sources



Capital Funding Sources



Sources of Capital Funds Expended

Directly Generated	\$0
Federal Government	\$149,758
Local Government	\$11,561
State Government	\$89,160
Total Capital Funds Expended	\$250,479

2023 Asset Management

Transit Asset Management (TAM) Tier	Tier II	TAM Sponsor NTD ID	4R06
Metrics			

Mode	Average Fleet Age in Years
Demand Response	7.9