

2023 Annual Agency Profile - Avery County Transportation Authority (NTD ID 41130)

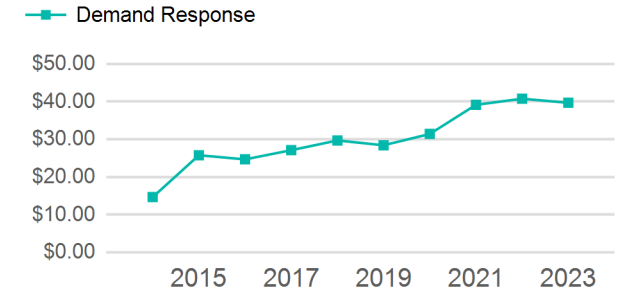
Mailing Address: 175 LINVILLE ST
NEWLAND, NC

Website: <http://www.averycountync.gov>

Service Consumed

Annual Unlinked Trips (UPT) 23,345

Operating Expenses per Vehicle Revenue Mile



Assets

Revenue Vehicles 12
Service Vehicles 1
Facilities 1

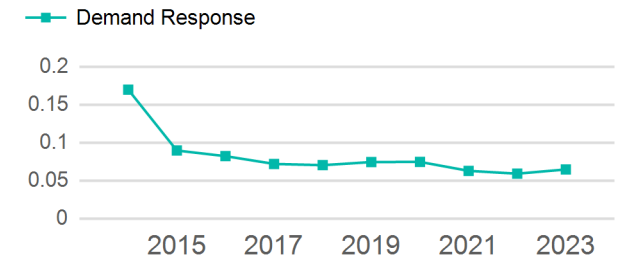
Service Supplied

Annual Vehicle Revenue Miles (VRM) 360,885
Annual Vehicle Revenue Hours (VRH) 20,743
Vehicles Operated in Maximum Service (VOMS) 12

Modal Characteristics

Mode	Annual Unlinked Passenger Trips	Directly Operated VOMS	Purchased Transportation VOMS	Annual Vehicle Revenue Miles	Annual Vehicle Revenue Hours
Demand Response	23,345	12	0	360,885	20,743
Total	23,345	12	0	360,885	20,743

Unlinked Passenger Trip per Vehicle Revenue Mile



Metrics

Mode	Service Efficiency		Service Effectiveness		
	OE per VRM	OE per VRH	UPT per VRM	UPT per VRH	OE per UPT
Demand Response	\$2.57	\$44.66	0.1	1.1	\$39.68
Total	\$2.57	\$44.66	0.1	1.1	\$39.68

2023 Annual Agency Profile - Avery County Transportation Authority (NTD ID 41130)

2023 Funding Breakdown

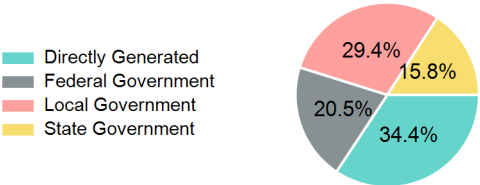
Summary of Operating Expenses (OE)

Sources of Operating Funds Expended

Operating Funding Sources

Mode	Operating Expenses	Fare Revenues
Demand Response	\$926,319	\$0
Total	\$926,319	\$0

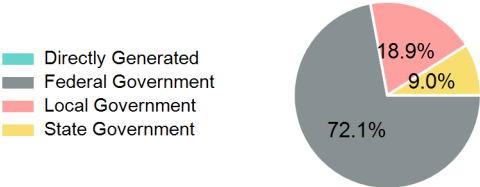
Directly Generated	\$318,213
Federal Government	\$189,580
Local Government	\$272,384
State Government	\$146,142
Total Operating Funds Expended	\$926,319



Capital Funding Sources

Sources of Capital Funds Expended

Directly Generated	\$0
Federal Government	\$23,909
Local Government	\$6,266
State Government	\$2,988
Total Capital Funds Expended	\$33,163



2023 Asset Management

Transit Asset Management (TAM) Tier	Tier II	TAM Sponsor NTD ID	4R06
Metrics			
Mode	Average Fleet Age in Years		
Demand Response	5.5		