

# 2023 Annual Agency Profile - AppalCart (NTD ID 41127)

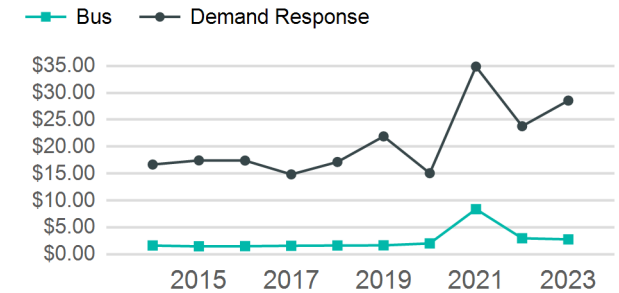
**Mailing Address:** 305 NC HIGHWAY 105 BYP  
BOONE, NC

**Website:** <http://www.appalcart.com>

## Service Consumed

**Annual Unlinked Trips (UPT)** 1,429,555

## Operating Expenses per Vehicle Revenue Mile



## Assets

**Revenue Vehicles** 44  
**Service Vehicles** 2  
**Facilities** 1

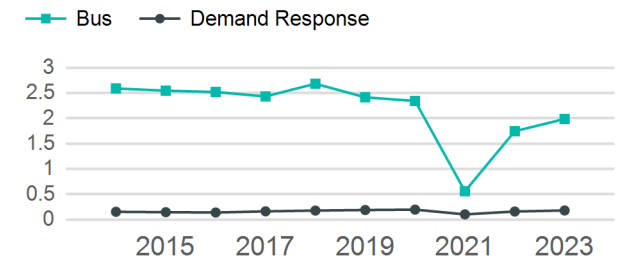
## Service Supplied

**Annual Vehicle Revenue Miles (VRM)** 904,380  
**Annual Vehicle Revenue Hours (VRH)** 74,411  
**Vehicles Operated in Maximum Service (VOMS)** 38

## Modal Characteristics

Mode	Annual Unlinked Passenger Trips	Directly Operated VOMS	Purchased Transportation VOMS	Annual Vehicle Revenue Miles	Annual Vehicle Revenue Hours
Bus	1,393,029	28	0	701,059	56,219
Demand Response	36,526	10	0	203,321	18,192
<b>Total</b>	<b>1,429,555</b>	<b>38</b>	<b>0</b>	<b>904,380</b>	<b>74,411</b>

## Unlinked Passenger Trip per Vehicle Revenue Mile



## Metrics

### Service Efficiency

### Service Effectiveness

Mode	OE per VRM	OE per VRH	UPT per VRM	UPT per VRH	OE per UPT
Bus	\$5.58	\$69.54	2.0	24.8	\$2.81
Demand Response	\$5.13	\$57.34	0.2	2.0	\$28.56
<b>Total</b>	<b>\$5.48</b>	<b>\$66.56</b>	<b>1.6</b>	<b>19.2</b>	<b>\$3.46</b>

2023 Annual Agency Profile - AppalCart (NTD ID 41127)

2023 Funding Breakdown

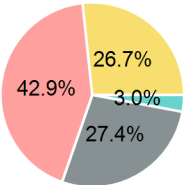
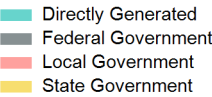
Summary of Operating Expenses (OE)

Sources of Operating Funds Expended

Operating Funding Sources

Mode	Operating Expenses	Fare Revenues
Bus	\$3,909,395	\$0
Demand Response	\$1,043,139	\$0
Total	\$4,952,534	\$0

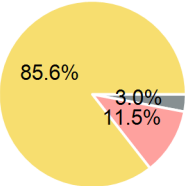
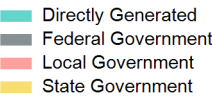
Directly Generated	\$146,338
Federal Government	\$1,357,249
Local Government	\$2,126,935
State Government	\$1,322,012
Total Operating Funds Expended	\$4,952,534



Capital Funding Sources

Sources of Capital Funds Expended

Directly Generated	\$0
Federal Government	\$34,935
Local Government	\$134,898
State Government	\$1,005,865
Total Capital Funds Expended	\$1,175,698



2023 Asset Management

Transit Asset Management (TAM) Tier	Tier II	TAM Sponsor NTD ID	4R06
-------------------------------------	---------	--------------------	------

Metrics

Mode	Average Fleet Age in Years
Bus	9.0
Demand Response	6.4