

2023 Annual Agency Profile - Covington County (NTD ID 41125)

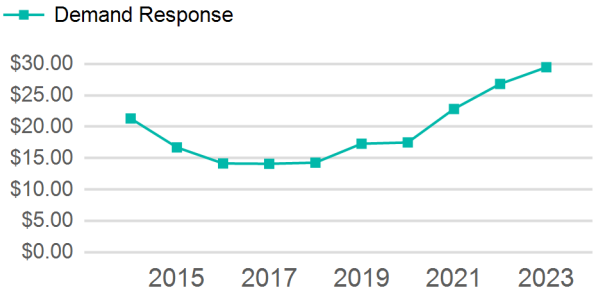
Mailing Address: 260 HILLCREST DR
ANDALUSIA, AL

Website: <https://www.covcounty.com/covington-area-transit-system-cats>

Service Consumed

Annual Unlinked Trips (UPT) 12,115

Operating Expenses per Vehicle Revenue Mile



Assets

Revenue Vehicles 5
Service Vehicles 1
Facilities

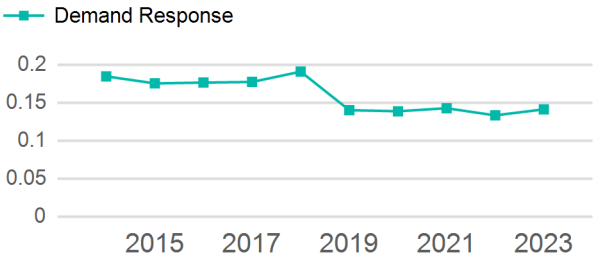
Service Supplied

Annual Vehicle Revenue Miles (VRM) 85,784
Annual Vehicle Revenue Hours (VRH) 3,089
Vehicles Operated in Maximum Service (VOMS) 5

Modal Characteristics

Mode	Annual Unlinked Passenger Trips	Directly Operated VOMS	Purchased Transportation VOMS	Annual Vehicle Revenue Miles	Annual Vehicle Revenue Hours
Demand Response	12,115	5	0	85,784	3,089
Total	12,115	5	0	85,784	3,089

Unlinked Passenger Trip per Vehicle Revenue Mile



Metrics

Mode	Service Efficiency		Service Effectiveness		
	OE per VRM	OE per VRH	UPT per VRM	UPT per VRH	OE per UPT
Demand Response	\$4.16	\$115.52	0.1	3.9	\$29.46
Total	\$4.16	\$115.52	0.1	3.9	\$29.46

2023 Annual Agency Profile - Covington County (NTD ID 41125)

2023 Funding Breakdown

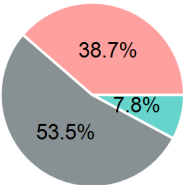
Summary of Operating Expenses (OE)

Sources of Operating Funds Expended

Operating Funding Sources

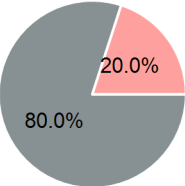
Mode	Operating Expenses	Fare Revenues
Demand Response	\$356,852	\$0
Total	\$356,852	\$0

Directly Generated	\$27,917
Federal Government	\$190,905
Local Government	\$138,030
State Government	\$0
Total Operating Funds Expended	\$356,852



Capital Funding Sources

Sources of Capital Funds Expended



Directly Generated	\$0
Federal Government	\$29,298
Local Government	\$7,325
State Government	\$0
Total Capital Funds Expended	\$36,623

2023 Asset Management

Transit Asset Management (TAM) Tier	Tier II	TAM Sponsor NTD ID	4R01
Metrics			
Mode		Average Fleet Age in Years	
Demand Response		6.8	