

2023 Annual Agency Profile - Birmingham Regional Paratransit Consortium (NTD ID 41118)

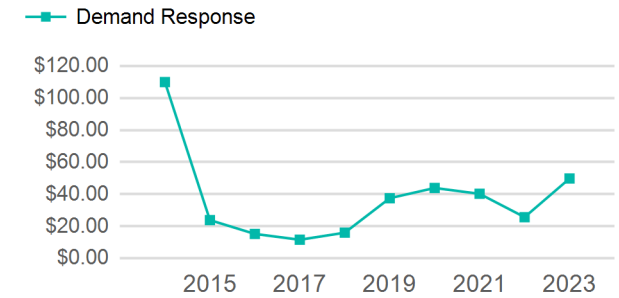
Mailing Address: 2100 16TH AVE S STE 55
BIRMINGHAM, AL

Website: <https://WWW.CLASTRAN.COM/>

Service Consumed

Annual Unlinked Trips (UPT) 17,845

Operating Expenses per Vehicle Revenue Mile



Assets

Revenue Vehicles 5
Service Vehicles
Facilities

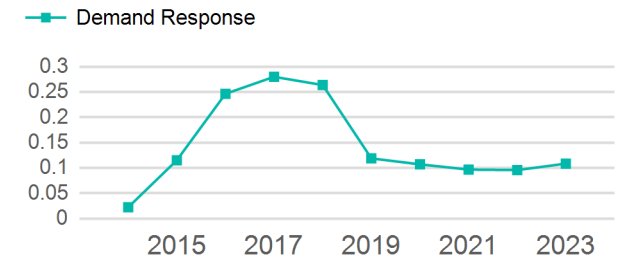
Service Supplied

Annual Vehicle Revenue Miles (VRM) 164,429
Annual Vehicle Revenue Hours (VRH) 8,390
Vehicles Operated in Maximum Service (VOMS) 5

Modal Characteristics

Mode	Annual Unlinked Passenger Trips	Directly Operated VOMS	Purchased Transportation VOMS	Annual Vehicle Revenue Miles	Annual Vehicle Revenue Hours
Demand Response	17,845	5	0	164,429	8,390
Total	17,845	5	0	164,429	8,390

Unlinked Passenger Trip per Vehicle Revenue Mile



Metrics

Mode	Service Efficiency		Service Effectiveness		
	OE per VRM	OE per VRH	UPT per VRM	UPT per VRH	OE per UPT
Demand Response	\$5.40	\$105.91	0.1	2.1	\$49.79
Total	\$5.40	\$105.91	0.1	2.1	\$49.79

2023 Annual Agency Profile - Birmingham Regional Paratransit Consortium (NTD ID 41118)

2023 Funding Breakdown

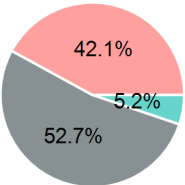
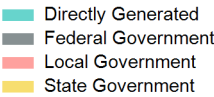
Summary of Operating Expenses (OE)

Mode	Operating Expenses	Fare Revenues
Demand Response	\$888,582	\$0
Total	\$888,582	\$0

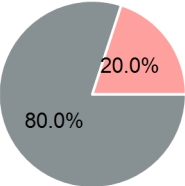
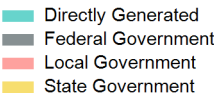
Sources of Operating Funds Expended

Directly Generated	\$45,993
Federal Government	\$468,684
Local Government	\$373,905
State Government	\$0
Total Operating Funds Expended	\$888,582

Operating Funding Sources



Capital Funding Sources



Sources of Capital Funds Expended

Directly Generated	\$0
Federal Government	\$32,640
Local Government	\$8,160
State Government	\$0
Total Capital Funds Expended	\$40,800

2023 Asset Management

Transit Asset Management (TAM) Tier	Tier II	TAM Sponsor NTD ID	4R01
Metrics			
Mode		Average Fleet Age in Years	
Demand Response		5.6	