

2023 Annual Agency Profile - Northwest Tennessee Human Resource Agency (NTD ID 41106)

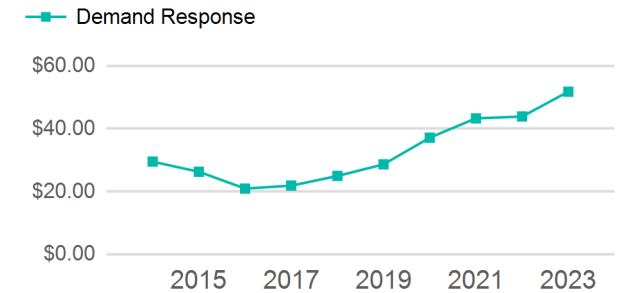
Mailing Address: 124 WELDON DR
MARTIN, TN

Website: <https://nwtd.org/nwthra/public-transportation-staff/>

Service Consumed

Annual Unlinked Trips (UPT) 113,191

Operating Expenses per Vehicle Revenue Mile



Assets

Revenue Vehicles 85
Service Vehicles
Facilities 1

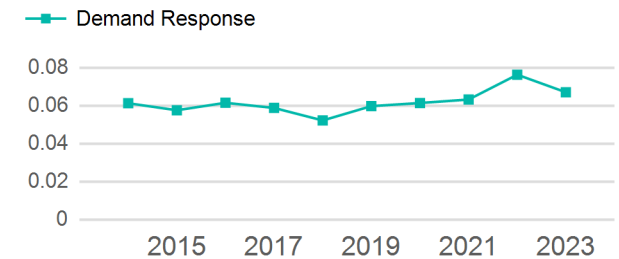
Service Supplied

Annual Vehicle Revenue Miles (VRM) 1,687,686
Annual Vehicle Revenue Hours (VRH) 74,110
Vehicles Operated in Maximum Service (VOMS) 38

Modal Characteristics

Mode	Annual Unlinked Passenger Trips	Directly Operated VOMS	Purchased Transportation VOMS	Annual Vehicle Revenue Miles	Annual Vehicle Revenue Hours
Demand Response	113,191	38	0	1,687,686	74,110
Total	113,191	38	0	1,687,686	74,110

Unlinked Passenger Trip per Vehicle Revenue Mile



Metrics

Mode	Service Efficiency		Service Effectiveness		
	OE per VRM	OE per VRH	UPT per VRM	UPT per VRH	OE per UPT
Demand Response	\$3.47	\$79.11	0.1	1.5	\$51.80
Total	\$3.47	\$79.11	0.1	1.5	\$51.80

2023 Annual Agency Profile - Northwest Tennessee Human Resource Agency (NTD ID 41106)

2023 Funding Breakdown

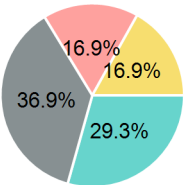
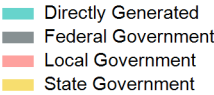
Summary of Operating Expenses (OE)

Sources of Operating Funds Expended

Operating Funding Sources

Mode	Operating Expenses	Fare Revenues
Demand Response	\$5,863,010	\$0
Total	\$5,863,010	\$0

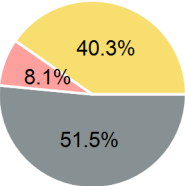
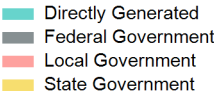
Directly Generated	\$1,720,614
Federal Government	\$2,165,312
Local Government	\$988,559
State Government	\$988,525
Total Operating Funds Expended	\$5,863,010



Capital Funding Sources

Sources of Capital Funds Expended

Directly Generated	\$0
Federal Government	\$191,372
Local Government	\$30,248
State Government	\$149,801
Total Capital Funds Expended	\$371,421



2023 Asset Management

Transit Asset Management (TAM) Tier	Tier II	TAM Sponsor NTD ID	4R08
Metrics			
Mode		Average Fleet Age in Years	
Demand Response		4.9	