

2023 Annual Agency Profile - Claiborne County Human Resource Agency (NTD ID 41096)

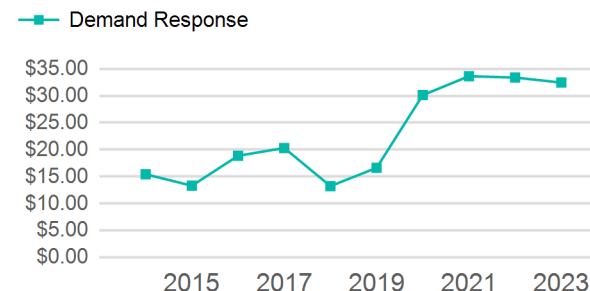
Mailing Address: 1703 BRIDEWELL LN
PORT GIBSON, MS

Website: <http://www.cchra-publictransit.com/>

Service Consumed

Annual Unlinked Trips (UPT) 57,222

Operating Expenses per Vehicle Revenue Mile



Assets

Revenue Vehicles 34

Service Vehicles

Facilities

Service Supplied

Annual Vehicle Revenue Miles (VRM) 638,953

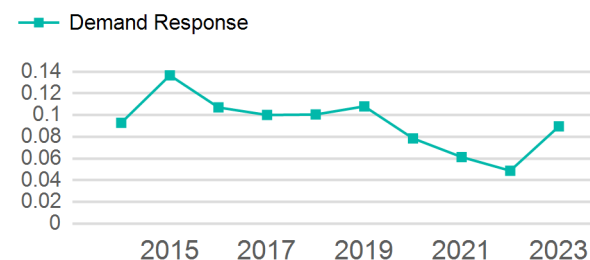
Annual Vehicle Revenue Hours (VRH) 21,263

Vehicles Operated in Maximum Service (VOMS) 25

Modal Characteristics

Mode	Annual Unlinked Passenger Trips	Directly Operated VOMS	Purchased Transportation VOMS	Annual Vehicle Revenue Miles	Annual Vehicle Revenue Hours
Demand Response	57,222	25	0	638,953	21,263
Total	57,222	25	0	638,953	21,263

Unlinked Passenger Trip per Vehicle Revenue Mile



Metrics

Mode	Service Efficiency		Service Effectiveness		
	OE per VRM	OE per VRH	UPT per VRM	UPT per VRH	OE per UPT
Demand Response	\$2.91	\$87.35	0.1	2.7	\$32.46
Total	\$2.91	\$87.35	0.1	2.7	\$32.46

2023 Annual Agency Profile - Claiborne County Human Resource Agency (NTD ID 41096)

2023 Funding Breakdown

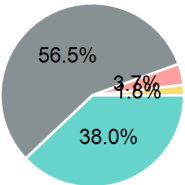
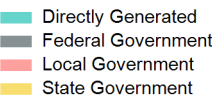
Summary of Operating Expenses (OE)

Sources of Operating Funds Expended

Operating Funding Sources

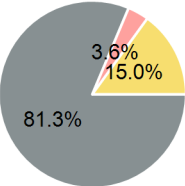
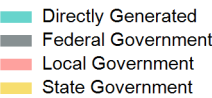
Mode	Operating Expenses	Fare Revenues
Demand Response	\$1,857,219	\$0
Total	\$1,857,219	\$0

Directly Generated	\$704,893
Federal Government	\$1,049,547
Local Government	\$69,099
State Government	\$33,680
Total Operating Funds Expended	\$1,857,219



Capital Funding Sources

Sources of Capital Funds Expended



Directly Generated	\$0
Federal Government	\$317,271
Local Government	\$14,224
State Government	\$58,535
Total Capital Funds Expended	\$390,030

2023 Asset Management

Transit Asset Management (TAM) Tier

Tier II

TAM Sponsor NTD ID

4R05

Metrics

Mode	Average Fleet Age in Years
Demand Response	6.0