

2023 Annual Agency Profile - Alabama Tombigbee Regional Planning Commission (NTD ID 41084)

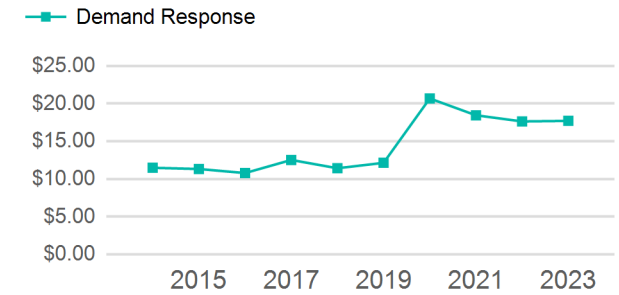
Mailing Address: 107 BROAD ST
CAMDEN, AL

Website: <https://www.atrcregion6.com/rural-transportation-program/>

Service Consumed

Annual Unlinked Trips (UPT) 55,053

Operating Expenses per Vehicle Revenue Mile



Assets

Revenue Vehicles	19
Service Vehicles	1
Facilities	1

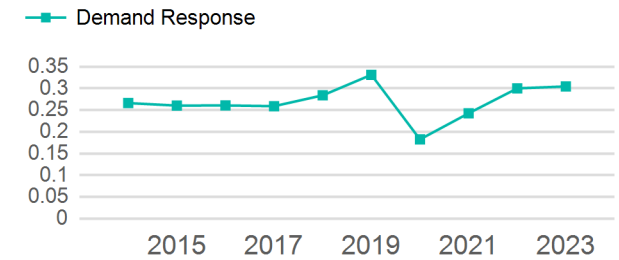
Service Supplied

Annual Vehicle Revenue Miles (VRM)	180,770
Annual Vehicle Revenue Hours (VRH)	13,319
Vehicles Operated in Maximum Service (VOMS)	14

Modal Characteristics

Mode	Annual Unlinked Passenger Trips	Directly Operated VOMS	Purchased Transportation VOMS	Annual Vehicle Revenue Miles	Annual Vehicle Revenue Hours
Demand Response	55,053	14	0	180,770	13,319
Total	55,053	14	0	180,770	13,319

Unlinked Passenger Trip per Vehicle Revenue Mile



Metrics

Mode	Service Efficiency		Service Effectiveness		
	OE per VRM	OE per VRH	UPT per VRM	UPT per VRH	OE per UPT
Demand Response	\$5.39	\$73.21	0.3	4.1	\$17.71
Total	\$5.39	\$73.21	0.3	4.1	\$17.71

2023 Annual Agency Profile - Alabama Tombigbee Regional Planning Commission (NTD ID 41084)

2023 Funding Breakdown

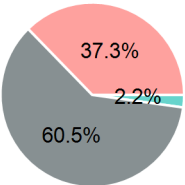
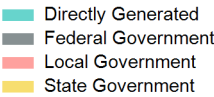
Summary of Operating Expenses (OE)

Sources of Operating Funds Expended

Operating Funding Sources

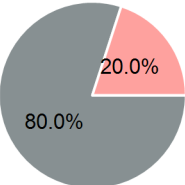
Mode	Operating Expenses	Fare Revenues
Demand Response	\$975,037	\$0
Total	\$975,037	\$0

Directly Generated	\$21,244
Federal Government	\$589,956
Local Government	\$363,837
State Government	\$0
Total Operating Funds Expended	\$975,037



Capital Funding Sources

Sources of Capital Funds Expended



Directly Generated	\$0
Federal Government	\$75,373
Local Government	\$18,843
State Government	\$0
Total Capital Funds Expended	\$94,216

2023 Asset Management

Transit Asset Management (TAM) Tier	Tier II	TAM Sponsor NTD ID	4R01
Metrics			
Mode		Average Fleet Age in Years	
Demand Response		7.0	