

2023 Annual Agency Profile - Brunswick Transit System Inc. (NTD ID 41058)

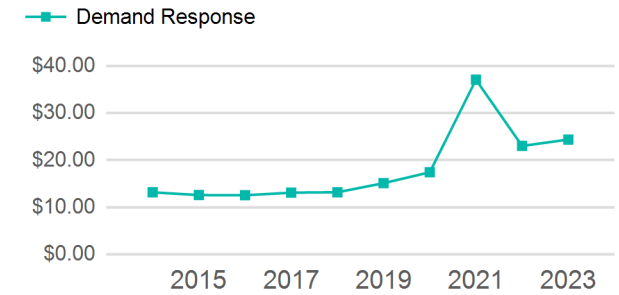
Mailing Address: 5040 MAIN ST
SHALLOTTE, NC

Website: <http://www.brunswicktransit.org>

Service Consumed

Annual Unlinked Trips (UPT) 29,368

Operating Expenses per Vehicle Revenue Mile



Assets

Revenue Vehicles 19
Service Vehicles
Facilities 1

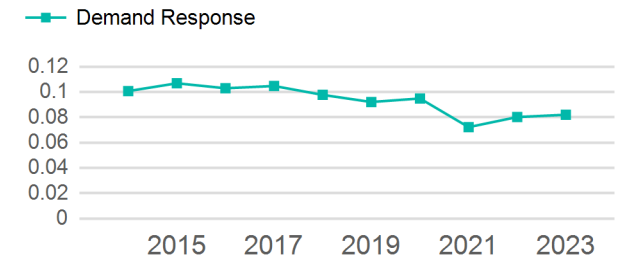
Service Supplied

Annual Vehicle Revenue Miles (VRM) 357,949
Annual Vehicle Revenue Hours (VRH) 11,566
Vehicles Operated in Maximum Service (VOMS) 10

Modal Characteristics

Mode	Annual Unlinked Passenger Trips	Directly Operated VOMS	Purchased Transportation VOMS	Annual Vehicle Revenue Miles	Annual Vehicle Revenue Hours
Demand Response	29,368	10	0	357,949	11,566
Total	29,368	10	0	357,949	11,566

Unlinked Passenger Trip per Vehicle Revenue Mile



Metrics

Mode	Service Efficiency		Service Effectiveness		
	OE per VRM	OE per VRH	UPT per VRM	UPT per VRH	OE per UPT
Demand Response	\$2.00	\$61.89	0.1	2.5	\$24.37
Total	\$2.00	\$61.89	0.1	2.5	\$24.37

2023 Annual Agency Profile - Brunswick Transit System Inc. (NTD ID 41058)

2023 Funding Breakdown

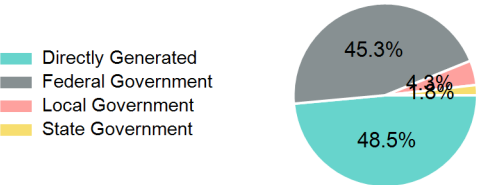
Summary of Operating Expenses (OE)

Sources of Operating Funds Expended

Operating Funding Sources

Mode	Operating Expenses	Fare Revenues
Demand Response	\$715,825	\$0
Total	\$715,825	\$0

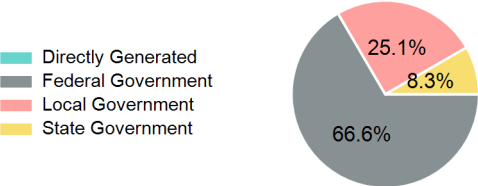
Directly Generated	\$347,503
Federal Government	\$324,539
Local Government	\$30,916
State Government	\$12,867
Total Operating Funds Expended	\$715,825



Capital Funding Sources

Sources of Capital Funds Expended

Directly Generated	\$0
Federal Government	\$4,580
Local Government	\$1,727
State Government	\$572
Total Capital Funds Expended	\$6,879



2023 Asset Management

Transit Asset Management (TAM) Tier	Tier II	TAM Sponsor NTD ID	4R06
Metrics			

Mode	Average Fleet Age in Years
Demand Response	5.2