

2023 Annual Agency Profile - Dare County (NTD ID 41045)

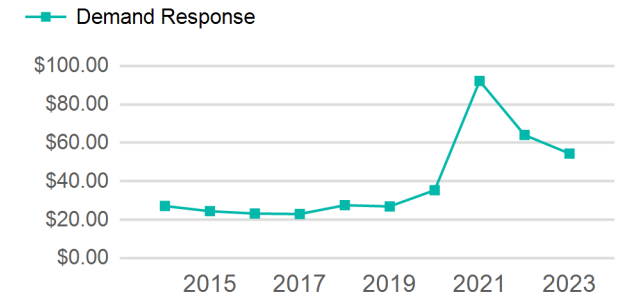
Mailing Address: 954 MARSHALL COLLINS DR
MANTEO, NC

Website: <http://darenc.com>

Service Consumed

Annual Unlinked Trips (UPT) 10,834

Operating Expenses per Vehicle Revenue Mile



Assets

Revenue Vehicles 10
Service Vehicles 1
Facilities

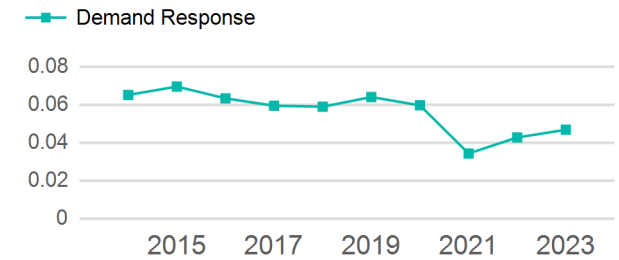
Service Supplied

Annual Vehicle Revenue Miles (VRM) 231,548
Annual Vehicle Revenue Hours (VRH) 12,818
Vehicles Operated in Maximum Service (VOMS) 6

Modal Characteristics

Mode	Annual Unlinked Passenger Trips	Directly Operated VOMS	Purchased Transportation VOMS	Annual Vehicle Revenue Miles	Annual Vehicle Revenue Hours
Demand Response	10,834	6	0	231,548	12,818
Total	10,834	6	0	231,548	12,818

Unlinked Passenger Trip per Vehicle Revenue Mile



Metrics

Mode	Service Efficiency		Service Effectiveness		
	OE per VRM	OE per VRH	UPT per VRM	UPT per VRH	OE per UPT
Demand Response	\$2.55	\$46.04	0.0	0.8	\$54.47
Total	\$2.55	\$46.04	0.0	0.8	\$54.47

2023 Annual Agency Profile - Dare County (NTD ID 41045)

2023 Funding Breakdown

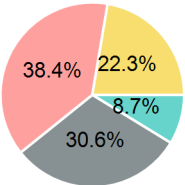
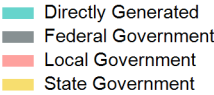
Summary of Operating Expenses (OE)

Mode	Operating Expenses	Fare Revenues
Demand Response	\$590,082	\$0
Total	\$590,082	\$0

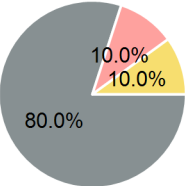
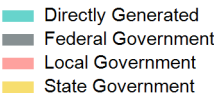
Sources of Operating Funds Expended

Directly Generated	\$51,305
Federal Government	\$180,384
Local Government	\$226,676
State Government	\$131,717
Total Operating Funds Expended	\$590,082

Operating Funding Sources



Capital Funding Sources



Sources of Capital Funds Expended

Directly Generated	\$0
Federal Government	\$157,200
Local Government	\$19,650
State Government	\$19,650
Total Capital Funds Expended	\$196,500

2023 Asset Management

Transit Asset Management (TAM) Tier	Tier II	TAM Sponsor NTD ID	4R06
Metrics			

Mode	Average Fleet Age in Years
Demand Response	4.5