

2023 Annual Agency Profile - Beaufort County Developmental Center, Inc. (NTD ID 41034)

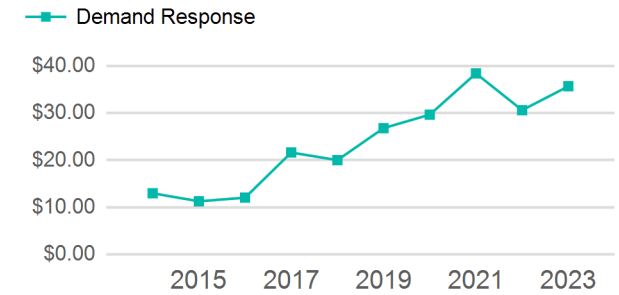
Mailing Address: 1534 W 5TH ST
Washington, NC

Website: <http://www.BCDCsolutions.org>

Service Consumed

Annual Unlinked Trips (UPT) 42,160

Operating Expenses per Vehicle Revenue Mile



Assets

Revenue Vehicles 16
Service Vehicles
Facilities 1

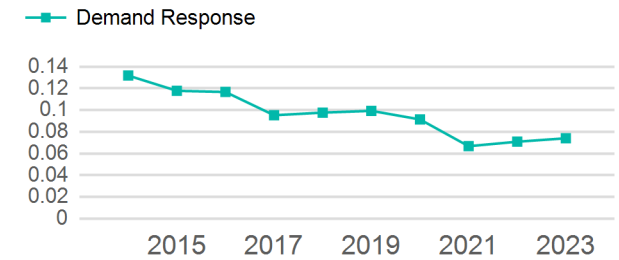
Service Supplied

Annual Vehicle Revenue Miles (VRM) 569,532
Annual Vehicle Revenue Hours (VRH) 31,361
Vehicles Operated in Maximum Service (VOMS) 16

Modal Characteristics

Mode	Annual Unlinked Passenger Trips	Directly Operated VOMS	Purchased Transportation VOMS	Annual Vehicle Revenue Miles	Annual Vehicle Revenue Hours
Demand Response	42,160	16	0	569,532	31,361
Total	42,160	16	0	569,532	31,361

Unlinked Passenger Trip per Vehicle Revenue Mile



Metrics

Mode	Service Efficiency		Service Effectiveness		
	OE per VRM	OE per VRH	UPT per VRM	UPT per VRH	OE per UPT
Demand Response	\$2.64	\$47.94	0.1	1.3	\$35.66
Total	\$2.64	\$47.94	0.1	1.3	\$35.66

2023 Annual Agency Profile - Beaufort County Developmental Center, Inc. (NTD ID 41034)

2023 Funding Breakdown

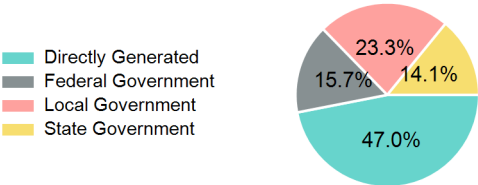
Summary of Operating Expenses (OE)

Mode	Operating Expenses	Fare Revenues
Demand Response	\$1,503,512	\$0
Total	\$1,503,512	\$0

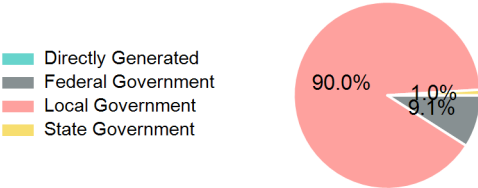
Sources of Operating Funds Expended

Directly Generated	\$705,912
Federal Government	\$235,962
Local Government	\$350,390
State Government	\$211,248
Total Operating Funds Expended	\$1,503,512

Operating Funding Sources



Capital Funding Sources



Sources of Capital Funds Expended

Directly Generated	\$0
Federal Government	\$22,036
Local Government	\$218,787
State Government	\$2,359
Total Capital Funds Expended	\$243,182

2023 Asset Management

Transit Asset Management (TAM) Tier	Tier II	TAM Sponsor NTD ID	4R06
Metrics			

Mode	Average Fleet Age in Years
Demand Response	4.7