

2023 Annual Agency Profile - Towns County (NTD ID 41033)

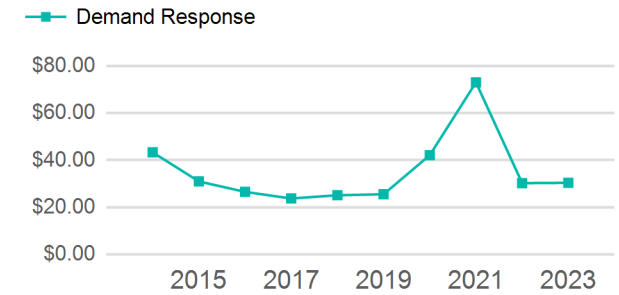
Mailing Address: 48 RIVER ST STE B
HIAWASSEE, GA

Website: <http://www.townscountyga.org/transit.html>

Service Consumed

Annual Unlinked Trips (UPT) 3,906

Operating Expenses per Vehicle Revenue Mile



Assets

Revenue Vehicles 2
Service Vehicles
Facilities

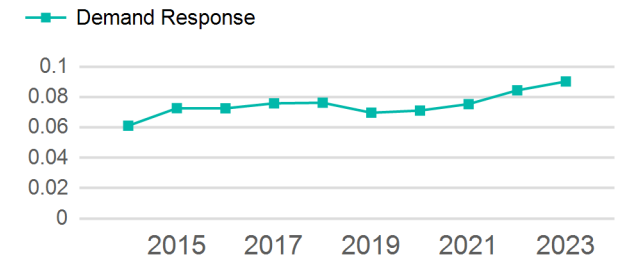
Service Supplied

Annual Vehicle Revenue Miles (VRM) 43,276
Annual Vehicle Revenue Hours (VRH) 2,939
Vehicles Operated in Maximum Service (VOMS) 3

Modal Characteristics

Mode	Annual Unlinked Passenger Trips	Directly Operated VOMS	Purchased Transportation VOMS	Annual Vehicle Revenue Miles	Annual Vehicle Revenue Hours
Demand Response	3,906	3	0	43,276	2,939
Total	3,906	3	0	43,276	2,939

Unlinked Passenger Trip per Vehicle Revenue Mile



Metrics

Mode	Service Efficiency		Service Effectiveness		
	OE per VRM	OE per VRH	UPT per VRM	UPT per VRH	OE per UPT
Demand Response	\$2.74	\$40.40	0.1	1.3	\$30.40
Total	\$2.74	\$40.40	0.1	1.3	\$30.40

2023 Annual Agency Profile - Towns County (NTD ID 41033)

2023 Funding Breakdown

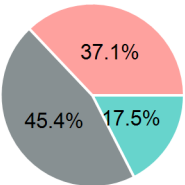
Summary of Operating Expenses (OE)

Sources of Operating Funds Expended

Operating Funding Sources

Mode	Operating Expenses	Fare Revenues
Demand Response	\$118,728	\$0
Total	\$118,728	\$0

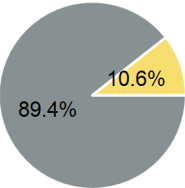
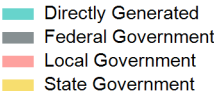
Directly Generated	\$20,756
Federal Government	\$53,950
Local Government	\$44,022
State Government	\$0
Total Operating Funds Expended	\$118,728



Capital Funding Sources

Sources of Capital Funds Expended

Directly Generated	\$0
Federal Government	\$100,045
Local Government	\$0
State Government	\$11,881
Total Capital Funds Expended	\$111,926



2023 Asset Management

Transit Asset Management (TAM) Tier	Tier II	TAM Sponsor NTD ID	4R03
Metrics			
Mode	Average Fleet Age in Years		
Demand Response	3.5		