

2023 Annual Agency Profile - Daniel Boone Development Council (NTD ID 41023)

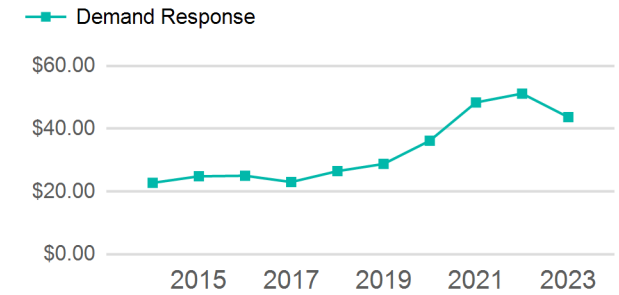
Mailing Address: 1535 SHAMROCK RD
MANCHESTER, KY

Website: <http://danielboonecaa.org/programs/transportation>

Service Consumed

Annual Unlinked Trips (UPT) 123,100

Operating Expenses per Vehicle Revenue Mile



Assets

Revenue Vehicles 146
Service Vehicles 1
Facilities 4

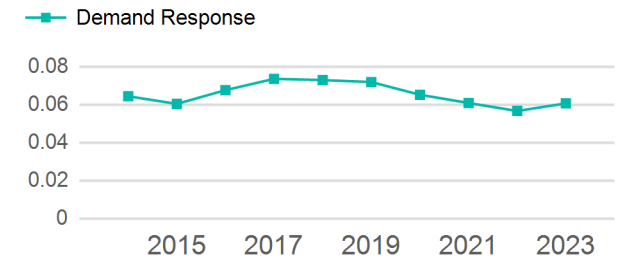
Service Supplied

Annual Vehicle Revenue Miles (VRM) 2,028,447
Annual Vehicle Revenue Hours (VRH) 150,135
Vehicles Operated in Maximum Service (VOMS) 78

Modal Characteristics

Mode	Annual Unlinked Passenger Trips	Directly Operated VOMS	Purchased Transportation VOMS	Annual Vehicle Revenue Miles	Annual Vehicle Revenue Hours
Demand Response	123,100	78	0	2,028,447	150,135
Total	123,100	78	0	2,028,447	150,135

Unlinked Passenger Trip per Vehicle Revenue Mile



Metrics

Mode	Service Efficiency		Service Effectiveness		
	OE per VRM	OE per VRH	UPT per VRM	UPT per VRH	OE per UPT
Demand Response	\$2.65	\$35.81	0.1	0.8	\$43.68
Total	\$2.65	\$35.81	0.1	0.8	\$43.68

2023 Annual Agency Profile - Daniel Boone Development Council (NTD ID 41023)

2023 Funding Breakdown

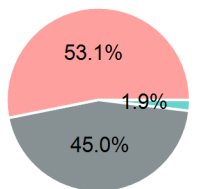
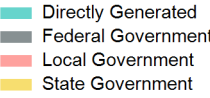
Summary of Operating Expenses (OE)

Sources of Operating Funds Expended

Operating Funding Sources

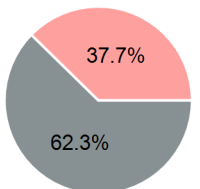
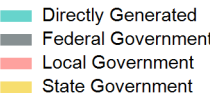
Mode	Operating Expenses	Fare Revenues
Demand Response	\$5,376,556	\$0
Total	\$5,376,556	\$0

Directly Generated	\$102,717
Federal Government	\$2,417,158
Local Government	\$2,856,681
State Government	\$0
Total Operating Funds Expended	\$5,376,556



Capital Funding Sources

Sources of Capital Funds Expended



Directly Generated	\$0
Federal Government	\$662,138
Local Government	\$400,187
State Government	\$0
Total Capital Funds Expended	\$1,062,325

2023 Asset Management

Transit Asset Management (TAM) Tier	Tier II	TAM Sponsor NTD ID	4R04
Metrics			

Mode	Average Fleet Age in Years
Demand Response	4.4