

# 2023 Annual Agency Profile - Elbert County (NTD ID 41021)

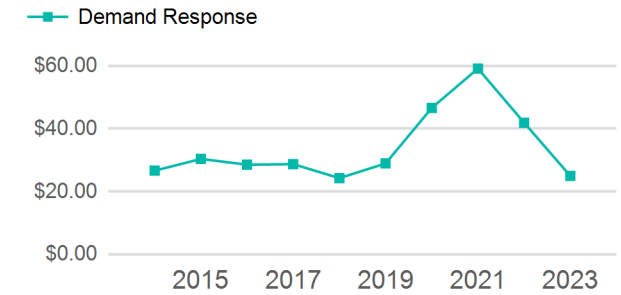
**Mailing Address:** 45 FOREST AVE  
ELBERTON, GA

**Website:** <https://elberttransit.com/>

## Service Consumed

Annual Unlinked Trips (UPT) 11,634

## Operating Expenses per Vehicle Revenue Mile



## Assets

Revenue Vehicles 4  
Service Vehicles  
Facilities

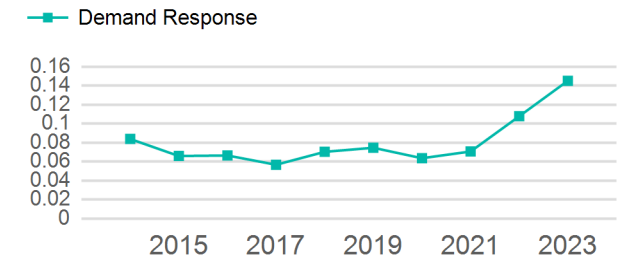
## Service Supplied

Annual Vehicle Revenue Miles (VRM) 80,133  
Annual Vehicle Revenue Hours (VRH) 5,120  
Vehicles Operated in Maximum Service (VOMS) 5

## Modal Characteristics

Mode	Annual Unlinked Passenger Trips	Directly Operated VOMS	Purchased Transportation VOMS	Annual Vehicle Revenue Miles	Annual Vehicle Revenue Hours
Demand Response	11,634	5	0	80,133	5,120
<b>Total</b>	<b>11,634</b>	<b>5</b>	<b>0</b>	<b>80,133</b>	<b>5,120</b>

## Unlinked Passenger Trip per Vehicle Revenue Mile



## Metrics

Mode	Service Efficiency		Service Effectiveness		
	OE per VRM	OE per VRH	UPT per VRM	UPT per VRH	OE per UPT
Demand Response	\$3.63	\$56.77	0.1	2.3	\$24.98
<b>Total</b>	<b>\$3.63</b>	<b>\$56.77</b>	<b>0.1</b>	<b>2.3</b>	<b>\$24.98</b>

2023 Annual Agency Profile - Elbert County (NTD ID 41021)

2023 Funding Breakdown

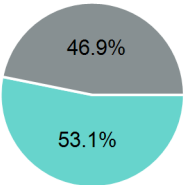
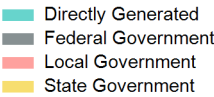
Summary of Operating Expenses (OE)

Sources of Operating Funds Expended

Operating Funding Sources

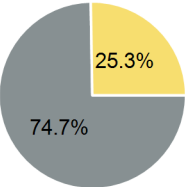
Mode	Operating Expenses	Fare Revenues
Demand Response	\$290,643	\$0
Total	\$290,643	\$0

Directly Generated	\$154,468
Federal Government	\$136,175
Local Government	\$0
State Government	\$0
Total Operating Funds Expended	\$290,643



Capital Funding Sources

Sources of Capital Funds Expended



Directly Generated	\$0
Federal Government	\$166,384
Local Government	\$0
State Government	\$56,232
Total Capital Funds Expended	\$222,616

2023 Asset Management

Transit Asset Management (TAM) Tier	Tier II	TAM Sponsor NTD ID	4R03
Metrics			

Mode	Average Fleet Age in Years
Demand Response	3.5