

2023 Annual Agency Profile - Troup County (NTD ID 41019)

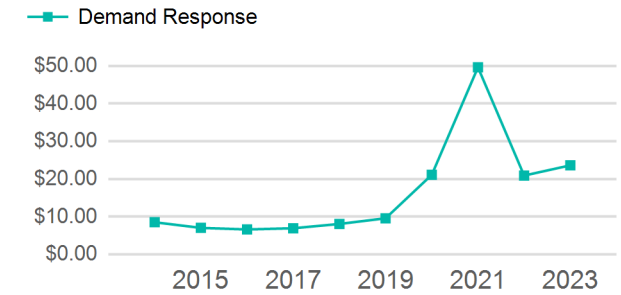
Mailing Address: 100 RIDLEY AVE
LaGrange, GA

Website: <http://www.troupcountyga.org/Services/Transit>

Service Consumed

Annual Unlinked Trips (UPT) 21,118

Operating Expenses per Vehicle Revenue Mile



Assets

Revenue Vehicles 8
Service Vehicles
Facilities

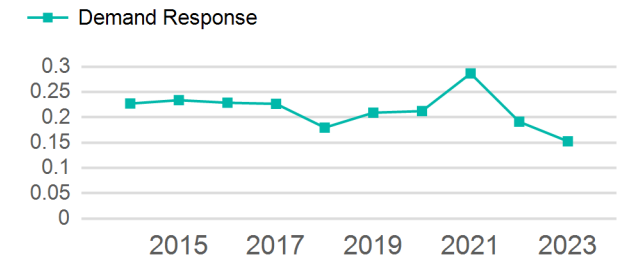
Service Supplied

Annual Vehicle Revenue Miles (VRM) 138,408
Annual Vehicle Revenue Hours (VRH) 10,573
Vehicles Operated in Maximum Service (VOMS) 8

Modal Characteristics

Mode	Annual Unlinked Passenger Trips	Directly Operated VOMS	Purchased Transportation VOMS	Annual Vehicle Revenue Miles	Annual Vehicle Revenue Hours
Demand Response	21,118	8	0	138,408	10,573
Total	21,118	8	0	138,408	10,573

Unlinked Passenger Trip per Vehicle Revenue Mile



Metrics

Mode	Service Efficiency		Service Effectiveness		
	OE per VRM	OE per VRH	UPT per VRM	UPT per VRH	OE per UPT
Demand Response	\$3.61	\$47.20	0.2	2.0	\$23.63
Total	\$3.61	\$47.20	0.2	2.0	\$23.63

2023 Annual Agency Profile - Troup County (NTD ID 41019)

2023 Funding Breakdown

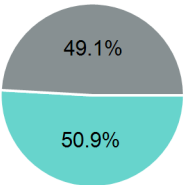
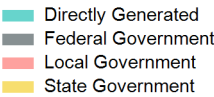
Summary of Operating Expenses (OE)

Sources of Operating Funds Expended

Operating Funding Sources

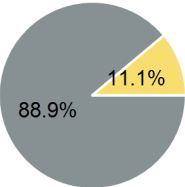
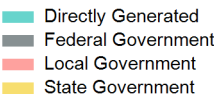
Mode	Operating Expenses	Fare Revenues
Demand Response	\$499,040	\$0
Total	\$499,040	\$0

Directly Generated	\$253,991
Federal Government	\$245,049
Local Government	\$0
State Government	\$0
Total Operating Funds Expended	\$499,040



Capital Funding Sources

Sources of Capital Funds Expended



Directly Generated	\$0
Federal Government	\$994
Local Government	\$0
State Government	\$124
Total Capital Funds Expended	\$1,118

2023 Asset Management

Transit Asset Management (TAM) Tier	Tier II	TAM Sponsor NTD ID	4R03
Metrics			
Mode	Average Fleet Age in Years		
Demand Response	6.1		