

2023 Annual Agency Profile - Person County (NTD ID 41010)

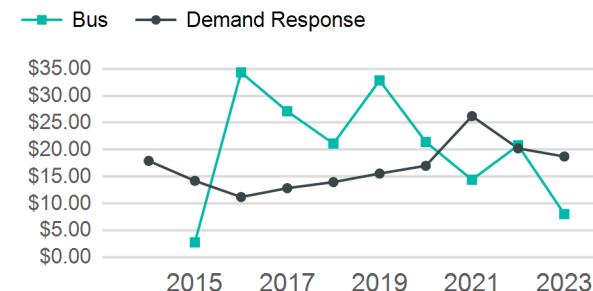
Mailing Address: 304 S MORGAN ST
ROXBORO, NC

Website: <https://www.personcountync.gov/departments-services/departments-i-z/transportation-pats>

Service Consumed

Annual Unlinked Trips (UPT) 57,881

Operating Expenses per Vehicle Revenue Mile



Assets

Revenue Vehicles	28
Service Vehicles	1
Facilities	1

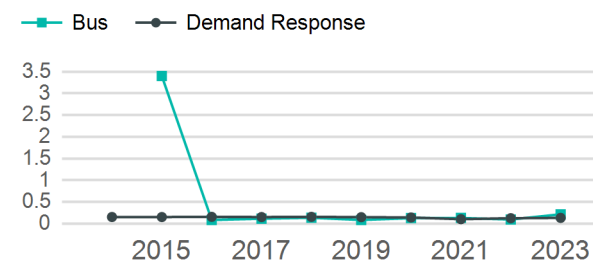
Service Supplied

Annual Vehicle Revenue Miles (VRM)	420,660
Annual Vehicle Revenue Hours (VRH)	25,768
Vehicles Operated in Maximum Service (VOMS)	10

Modal Characteristics

Mode	Annual Unlinked Passenger Trips	Directly Operated VOMS	Purchased Transportation VOMS	Annual Vehicle Revenue Miles	Annual Vehicle Revenue Hours
Demand Response	51,106	8	0	388,983	23,493
Bus	6,775	2	0	31,677	2,275
Total	57,881	10	0	420,660	25,768

Unlinked Passenger Trip per Vehicle Revenue Mile



Metrics

Mode	Service Efficiency		Service Effectiveness		
	OE per VRM	OE per VRH	UPT per VRM	UPT per VRH	OE per UPT
Demand Response	\$2.46	\$40.76	0.1	2.2	\$18.74
Bus	\$1.72	\$24.00	0.2	3.0	\$8.06
Total	\$2.41	\$39.28	0.1	2.2	\$17.49

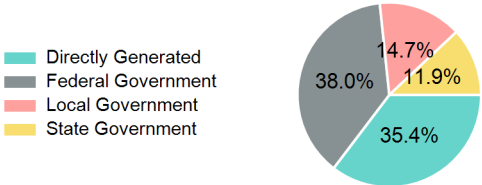
2023 Annual Agency Profile - Person County (NTD ID 41010)

2023 Funding Breakdown

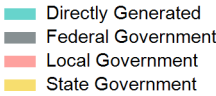
Summary of Operating Expenses (OE)

Sources of Operating Funds Expended

Operating Funding Sources



Capital Funding Sources



Sources of Capital Funds Expended

Directly Generated	\$0
Federal Government	\$0
Local Government	\$0
State Government	\$0

Total Capital Funds Expended \$0

Total Operating Funds Expended \$1,012,119

Directly Generated	\$358,070
Federal Government	\$384,169
Local Government	\$149,051
State Government	\$120,829

Mode	Operating Expenses	Fare Revenues
Demand Response	\$957,527	\$0
Bus	\$54,592	\$0
Total	\$1,012,119	\$0

2023 Asset Management

Transit Asset Management (TAM) Tier Tier II TAM Sponsor NTD ID 4R06

Metrics

Mode	Average Fleet Age in Years
Demand Response	6.4
Bus	6.4