

# 2023 Annual Agency Profile - Owen County Fiscal Court (NTD ID 40997)

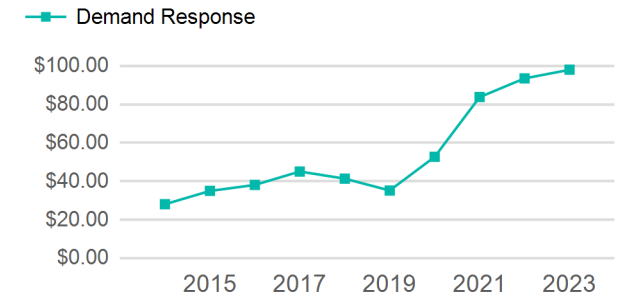
**Mailing Address:** 100 N THOMAS ST  
OWENTON, KY

**Website:** <https://www.owencountyky.us/public-transit>

## Service Consumed

Annual Unlinked Trips (UPT) 9,059

## Operating Expenses per Vehicle Revenue Mile



## Assets

Revenue Vehicles 19  
Service Vehicles  
Facilities

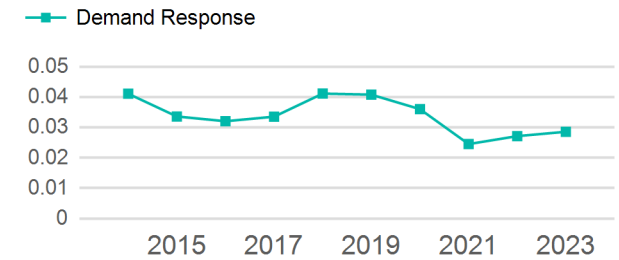
## Service Supplied

Annual Vehicle Revenue Miles (VRM) 316,977  
Annual Vehicle Revenue Hours (VRH) 18,417  
Vehicles Operated in Maximum Service (VOMS) 13

## Modal Characteristics

Mode	Annual Unlinked Passenger Trips	Directly Operated VOMS	Purchased Transportation VOMS	Annual Vehicle Revenue Miles	Annual Vehicle Revenue Hours
Demand Response	9,059	13	0	316,977	18,417
<b>Total</b>	<b>9,059</b>	<b>13</b>	<b>0</b>	<b>316,977</b>	<b>18,417</b>

## Unlinked Passenger Trip per Vehicle Revenue Mile



## Metrics

Mode	Service Efficiency		Service Effectiveness		
	OE per VRM	OE per VRH	UPT per VRM	UPT per VRH	OE per UPT
Demand Response	\$2.80	\$48.19	0.0	0.5	\$97.97
<b>Total</b>	<b>\$2.80</b>	<b>\$48.19</b>	<b>0.0</b>	<b>0.5</b>	<b>\$97.97</b>

2023 Annual Agency Profile - Owen County Fiscal Court (NTD ID 40997)

2023 Funding Breakdown

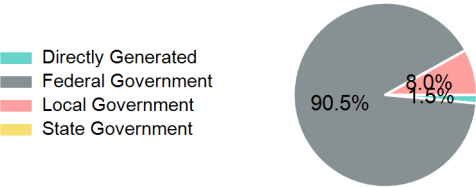
Summary of Operating Expenses (OE)

Sources of Operating Funds Expended

Operating Funding Sources

Mode	Operating Expenses	Fare Revenues
Demand Response	\$887,511	\$0
Total	\$887,511	\$0

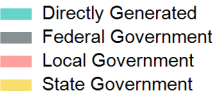
Directly Generated	\$13,096
Federal Government	\$803,000
Local Government	\$71,415
State Government	\$0
Total Operating Funds Expended	\$887,511



Capital Funding Sources

Sources of Capital Funds Expended

Directly Generated	\$0
Federal Government	\$0
Local Government	\$0
State Government	\$0
Total Capital Funds Expended	\$0



2023 Asset Management

Transit Asset Management (TAM) Tier	Tier II	TAM Sponsor NTD ID	4R04
Metrics			
Mode	Average Fleet Age in Years		
Demand Response	5.9		