

2023 Annual Agency Profile - Caswell County (NTD ID 40996)

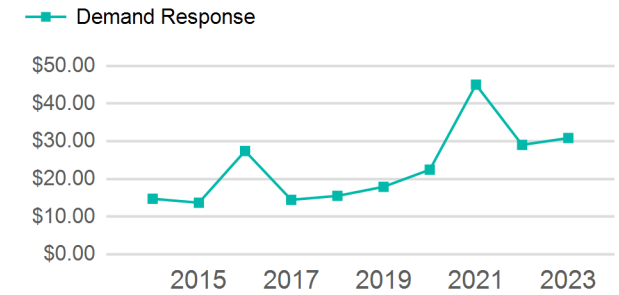
Mailing Address: 144 Court Sq
Yanceyville, NC

Website: <https://www.caswellcountync.gov/pview.aspx?id=8782&catid=600>

Service Consumed

Annual Unlinked Trips (UPT) 16,743

Operating Expenses per Vehicle Revenue Mile



Assets

Revenue Vehicles 10
Service Vehicles
Facilities 1

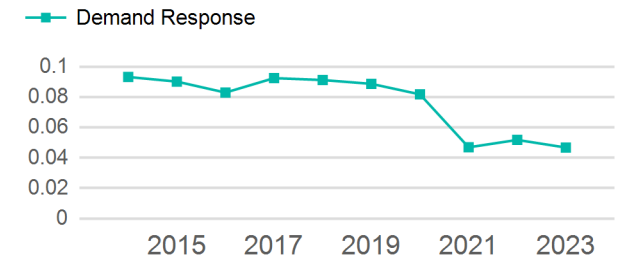
Service Supplied

Annual Vehicle Revenue Miles (VRM) 358,005
Annual Vehicle Revenue Hours (VRH) 13,569
Vehicles Operated in Maximum Service (VOMS) 7

Modal Characteristics

Mode	Annual Unlinked Passenger Trips	Directly Operated VOMS	Purchased Transportation VOMS	Annual Vehicle Revenue Miles	Annual Vehicle Revenue Hours
Demand Response	16,743	7	0	358,005	13,569
Total	16,743	7	0	358,005	13,569

Unlinked Passenger Trip per Vehicle Revenue Mile



Metrics

Mode	Service Efficiency		Service Effectiveness		
	OE per VRM	OE per VRH	UPT per VRM	UPT per VRH	OE per UPT
Demand Response	\$1.44	\$38.08	0.0	1.2	\$30.86
Total	\$1.44	\$38.08	0.0	1.2	\$30.86

2023 Annual Agency Profile - Caswell County (NTD ID 40996)

2023 Funding Breakdown

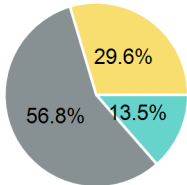
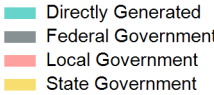
Summary of Operating Expenses (OE)

Mode	Operating Expenses	Fare Revenues
Demand Response	\$516,684	\$0
Total	\$516,684	\$0

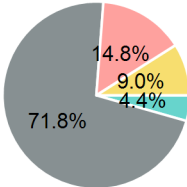
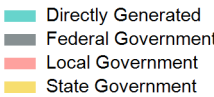
Sources of Operating Funds Expended

Directly Generated	\$69,881
Federal Government	\$293,702
Local Government	\$0
State Government	\$153,101
Total Operating Funds Expended	\$516,684

Operating Funding Sources



Capital Funding Sources



Sources of Capital Funds Expended

Directly Generated	\$1,948
Federal Government	\$31,701
Local Government	\$6,539
State Government	\$3,962
Total Capital Funds Expended	\$44,150

2023 Asset Management

Transit Asset Management (TAM) Tier	Tier II	TAM Sponsor NTD ID	4R06
Metrics			
Mode	Average Fleet Age in Years		
Demand Response	4.2		