

2023 Annual Agency Profile - Copiah County Human Resource Agency (NTD ID 40987)

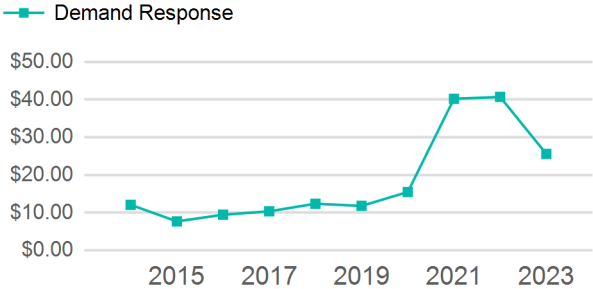
Mailing Address: 100 CALDWELL DR  
HAZLEHURST, MS

Website: [http://mssmartregion.org/transit\\_providers/copiah\\_](http://mssmartregion.org/transit_providers/copiah_)

Service Consumed

Annual Unlinked Trips (UPT) 19,327

Operating Expenses per Vehicle Revenue Mile



Assets

Service Supplied

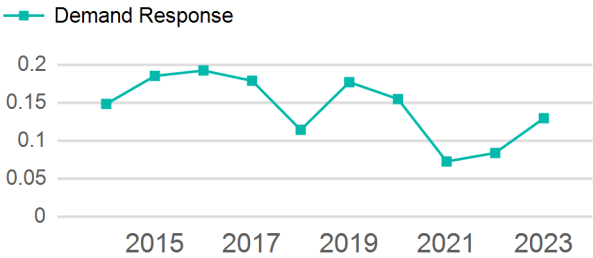
Revenue Vehicles 22  
Service Vehicles  
Facilities

Annual Vehicle Revenue Miles (VRM) 149,268  
Annual Vehicle Revenue Hours (VRH) 8,956  
Vehicles Operated in Maximum Service (VOMS) 11

Modal Characteristics

Mode	Annual Unlinked Passenger Trips	Directly Operated VOMS	Purchased Transportation VOMS	Annual Vehicle Revenue Miles	Annual Vehicle Revenue Hours
Demand Response	19,327	11	0	149,268	8,956
Total	19,327	11	0	149,268	8,956

Unlinked Passenger Trip per Vehicle Revenue Mile



Metrics

Mode	Service Efficiency		Service Effectiveness		
	OE per VRM	OE per VRH	UPT per VRM	UPT per VRH	OE per UPT
Demand Response	\$3.31	\$55.24	0.1	2.2	\$25.60
Total	\$3.31	\$55.24	0.1	2.2	\$25.60

2023 Annual Agency Profile - Copiah County Human Resource Agency (NTD ID 40987)

2023 Funding Breakdown

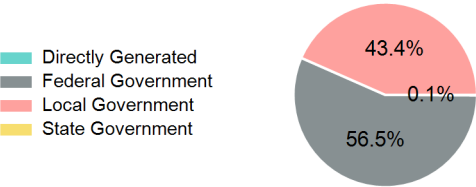
Summary of Operating Expenses (OE)

Sources of Operating Funds Expended

Operating Funding Sources

Mode	Operating Expenses	Fare Revenues
Demand Response	\$494,760	\$0
Total	\$494,760	\$0

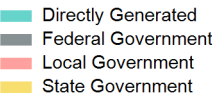
Directly Generated	\$405
Federal Government	\$279,467
Local Government	\$214,888
State Government	\$0
Total Operating Funds Expended	\$494,760



Capital Funding Sources

Sources of Capital Funds Expended

Directly Generated	\$0
Federal Government	\$0
Local Government	\$0
State Government	\$0
Total Capital Funds Expended	\$0



2023 Asset Management

Transit Asset Management (TAM) Tier	Tier II	TAM Sponsor NTD ID	4R05
Metrics			

Mode	Average Fleet Age in Years
Demand Response	9.3