

2023 Annual Agency Profile - Cullman County Commission (NTD ID 40965)

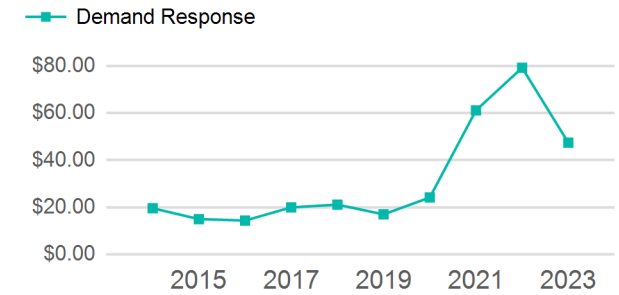
Mailing Address: 500 2ND AVE SW
CULLMAN, AL

Website: <https://www.co.cullman.al.us/carts.html>

Service Consumed

Annual Unlinked Trips (UPT) 29,955

Operating Expenses per Vehicle Revenue Mile



Assets

Revenue Vehicles 38
Service Vehicles 1
Facilities

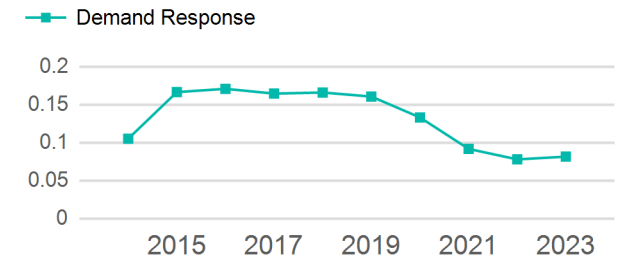
Service Supplied

Annual Vehicle Revenue Miles (VRM) 367,236
Annual Vehicle Revenue Hours (VRH) 22,782
Vehicles Operated in Maximum Service (VOMS) 30

Modal Characteristics

Mode	Annual Unlinked Passenger Trips	Directly Operated VOMS	Purchased Transportation VOMS	Annual Vehicle Revenue Miles	Annual Vehicle Revenue Hours
Demand Response	29,955	30	0	367,236	22,782
Total	29,955	30	0	367,236	22,782

Unlinked Passenger Trip per Vehicle Revenue Mile



Metrics

Mode	Service Efficiency		Service Effectiveness		
	OE per VRM	OE per VRH	UPT per VRM	UPT per VRH	OE per UPT
Demand Response	\$3.87	\$62.33	0.1	1.3	\$47.40
Total	\$3.87	\$62.33	0.1	1.3	\$47.40

2023 Annual Agency Profile - Cullman County Commission (NTD ID 40965)

2023 Funding Breakdown

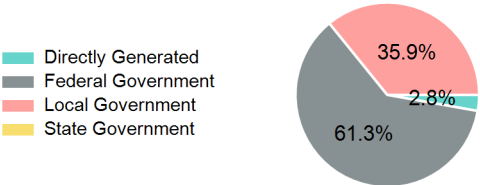
Summary of Operating Expenses (OE)

Sources of Operating Funds Expended

Operating Funding Sources

Mode	Operating Expenses	Fare Revenues
Demand Response	\$1,419,927	\$0
Total	\$1,419,927	\$0

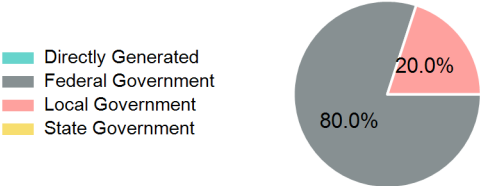
Directly Generated	\$39,600
Federal Government	\$870,905
Local Government	\$509,422
State Government	\$0
Total Operating Funds Expended	\$1,419,927



Capital Funding Sources

Sources of Capital Funds Expended

Directly Generated	\$0
Federal Government	\$49,572
Local Government	\$12,393
State Government	\$0
Total Capital Funds Expended	\$61,965



2023 Asset Management

Transit Asset Management (TAM) Tier	Tier II	TAM Sponsor NTD ID	4R01
Metrics			
Mode	Average Fleet Age in Years		
Demand Response	5.2		