

2023 Annual Agency Profile - Etowah County Commission (NTD ID 40960)

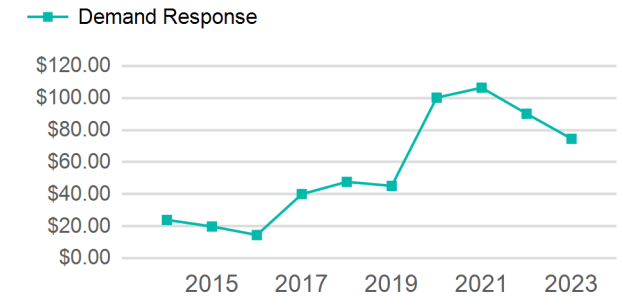
Mailing Address: 800 FORREST AVE STE 113
GADSDEN, AL

Website: <https://etowahcounty.org/departments/rural-transportation/>

Service Consumed

Annual Unlinked Trips (UPT) 6,287

Operating Expenses per Vehicle Revenue Mile



Assets

Revenue Vehicles 8
Service Vehicles
Facilities 1

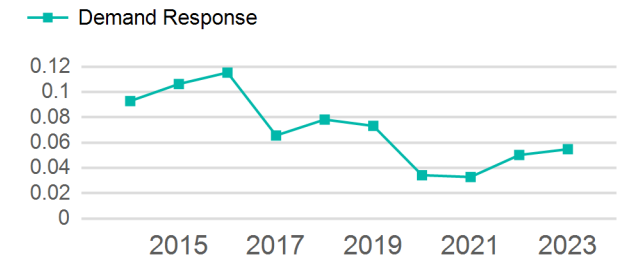
Service Supplied

Annual Vehicle Revenue Miles (VRM) 114,731
Annual Vehicle Revenue Hours (VRH) 5,856
Vehicles Operated in Maximum Service (VOMS) 5

Modal Characteristics

Mode	Annual Unlinked Passenger Trips	Directly Operated VOMS	Purchased Transportation VOMS	Annual Vehicle Revenue Miles	Annual Vehicle Revenue Hours
Demand Response	6,287	5	0	114,731	5,856
Total	6,287	5	0	114,731	5,856

Unlinked Passenger Trip per Vehicle Revenue Mile



Metrics

Mode	Service Efficiency		Service Effectiveness		
	OE per VRM	OE per VRH	UPT per VRM	UPT per VRH	OE per UPT
Demand Response	\$4.09	\$80.06	0.1	1.1	\$74.57
Total	\$4.09	\$80.06	0.1	1.1	\$74.57

2023 Annual Agency Profile - Etowah County Commission (NTD ID 40960)

2023 Funding Breakdown

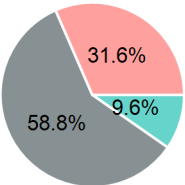
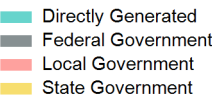
Summary of Operating Expenses (OE)

Sources of Operating Funds Expended

Operating Funding Sources

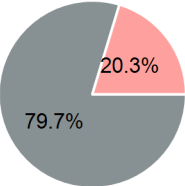
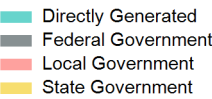
Mode	Operating Expenses	Fare Revenues
Demand Response	\$468,837	\$0
Total	\$468,837	\$0

Directly Generated	\$45,236
Federal Government	\$275,649
Local Government	\$147,952
State Government	\$0
Total Operating Funds Expended	\$468,837



Capital Funding Sources

Sources of Capital Funds Expended



Directly Generated	\$0
Federal Government	\$13,216
Local Government	\$3,371
State Government	\$0
Total Capital Funds Expended	\$16,587

2023 Asset Management

Transit Asset Management (TAM) Tier	Tier II	TAM Sponsor NTD ID	4R01
Metrics			
Mode		Average Fleet Age in Years	
Demand Response		6.4	