

2023 Annual Agency Profile - Pennyriale Allied Community Services, Inc. (NTD ID 40953)

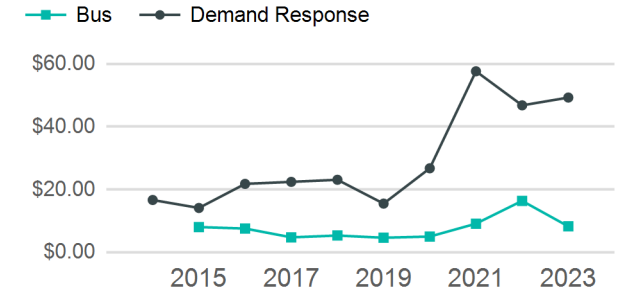
Mailing Address: 1100 LIBERTY ST
HOPKINSVILLE, KY

Website: <http://www.pacs-ky.org/>

Service Consumed

Annual Unlinked Trips (UPT) 147,944

Operating Expenses per Vehicle Revenue Mile



Assets

Revenue Vehicles 113
Service Vehicles
Facilities 2

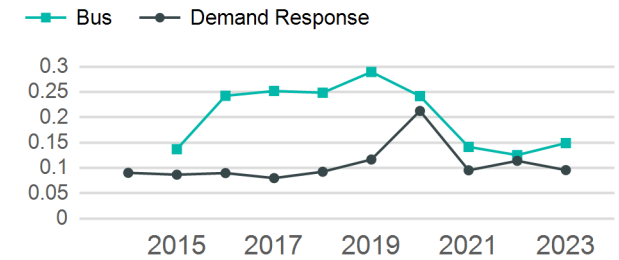
Service Supplied

Annual Vehicle Revenue Miles (VRM) 1,434,094
Annual Vehicle Revenue Hours (VRH) 137,573
Vehicles Operated in Maximum Service (VOMS) 106

Modal Characteristics

Mode	Annual Unlinked Passenger Trips	Directly Operated VOMS	Purchased Transportation VOMS	Annual Vehicle Revenue Miles	Annual Vehicle Revenue Hours
Demand Response	118,419	100	0	1,236,069	123,650
Bus	29,525	6	0	198,025	13,923
Total	147,944	106	0	1,434,094	137,573

Unlinked Passenger Trip per Vehicle Revenue Mile



Metrics

Mode	Service Efficiency		Service Effectiveness		
	OE per VRM	OE per VRH	UPT per VRM	UPT per VRH	OE per UPT
Demand Response	\$4.72	\$47.20	0.1	1.0	\$49.29
Bus	\$1.24	\$17.59	0.1	2.1	\$8.30
Total	\$4.24	\$44.20	0.1	1.1	\$41.11

2023 Annual Agency Profile - Pennyrile Allied Community Services, Inc. (NTD ID 40953)

2023 Funding Breakdown

Summary of Operating Expenses (OE)

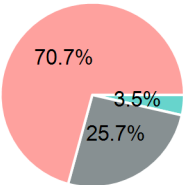
Sources of Operating Funds Expended

Operating Funding Sources

Mode	Operating Expenses	Fare Revenues
Demand Response	\$5,836,373	\$0
Bus	\$244,926	\$0
Total	\$6,081,299	\$0

Directly Generated	\$215,425
Federal Government	\$1,563,401
Local Government	\$4,302,473
State Government	\$0
Total Operating Funds Expended	\$6,081,299

- Directly Generated
- Federal Government
- Local Government
- State Government

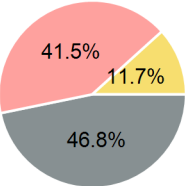


Capital Funding Sources

Sources of Capital Funds Expended

Directly Generated	\$0
Federal Government	\$147,930
Local Government	\$131,328
State Government	\$36,982
Total Capital Funds Expended	\$316,240

- Directly Generated
- Federal Government
- Local Government
- State Government



2023 Asset Management

Transit Asset Management (TAM) Tier	Tier II	TAM Sponsor NTD ID	4R04
-------------------------------------	---------	--------------------	------

Metrics

Mode	Average Fleet Age in Years
Demand Response	7.3
Bus	6.0