

2023 Annual Agency Profile - Polk County Transportation Authority (NTD ID 40934)

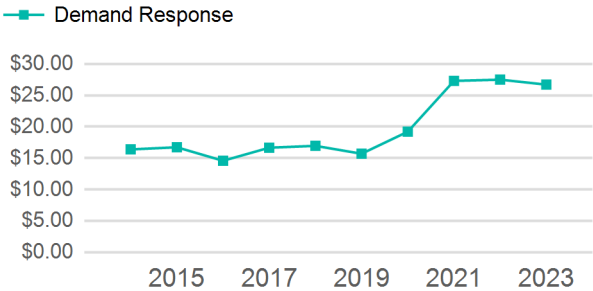
Mailing Address: 40 COURTHOUSE ST
COLUMBUS, NC

Website: <http://www.polknc.org/departments/transportation>

Service Consumed

Annual Unlinked Trips (UPT) 21,284

Operating Expenses per Vehicle Revenue Mile



Assets

Service Supplied

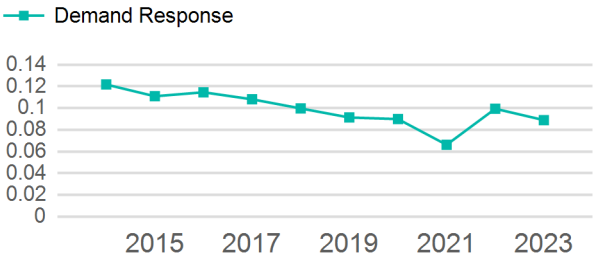
Revenue Vehicles 15
Service Vehicles
Facilities 1

Annual Vehicle Revenue Miles (VRM) 239,316
Annual Vehicle Revenue Hours (VRH) 15,338
Vehicles Operated in Maximum Service (VOMS) 8

Modal Characteristics

Mode	Annual Unlinked Passenger Trips	Directly Operated VOMS	Purchased Transportation VOMS	Annual Vehicle Revenue Miles	Annual Vehicle Revenue Hours
Demand Response	21,284	8	0	239,316	15,338
Total	21,284	8	0	239,316	15,338

Unlinked Passenger Trip per Vehicle Revenue Mile



Metrics	Service Efficiency		Service Effectiveness		
Mode	OE per VRM	OE per VRH	UPT per VRM	UPT per VRH	OE per UPT
Demand Response	\$2.37	\$37.05	0.1	1.4	\$26.70
Total	\$2.37	\$37.05	0.1	1.4	\$26.70

2023 Annual Agency Profile - Polk County Transportation Authority (NTD ID 40934)

2023 Funding Breakdown

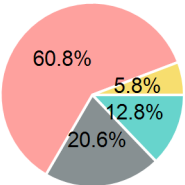
Summary of Operating Expenses (OE)

Mode	Operating Expenses	Fare Revenues
Demand Response	\$568,292	\$0
Total	\$568,292	\$0

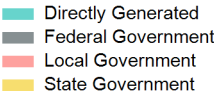
Sources of Operating Funds Expended

Directly Generated	\$72,681
Federal Government	\$117,309
Local Government	\$345,543
State Government	\$32,759
Total Operating Funds Expended	\$568,292

Operating Funding Sources



Capital Funding Sources



Sources of Capital Funds Expended

Directly Generated	\$0
Federal Government	\$0
Local Government	\$0
State Government	\$0
Total Capital Funds Expended	\$0

2023 Asset Management

Transit Asset Management (TAM) Tier	Tier II	TAM Sponsor NTD ID	4R06
Metrics			

Mode	Average Fleet Age in Years
Demand Response	6.3