

2023 Annual Agency Profile - Escambia County Commission (NTD ID 40926)

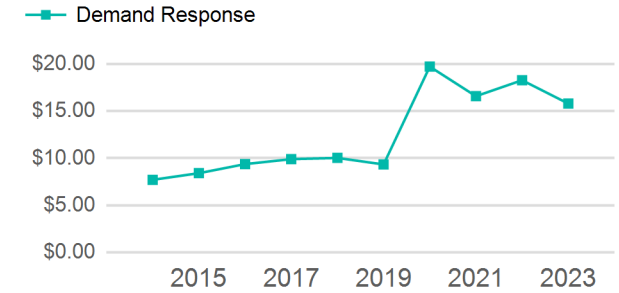
Mailing Address: 314 BELLEVILLE AVE STE 201
BREWTON, AL

Website: https://www.escambiacountyal.gov/living___working/ecat/index.php

Service Consumed

Annual Unlinked Trips (UPT) 14,806

Operating Expenses per Vehicle Revenue Mile



Assets

Revenue Vehicles 10
Service Vehicles
Facilities

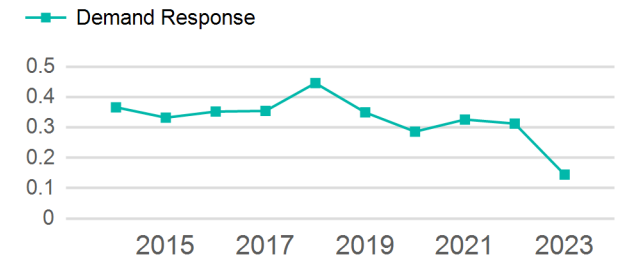
Service Supplied

Annual Vehicle Revenue Miles (VRM) 102,342
Annual Vehicle Revenue Hours (VRH) 6,226
Vehicles Operated in Maximum Service (VOMS) 8

Modal Characteristics

Mode	Annual Unlinked Passenger Trips	Directly Operated VOMS	Purchased Transportation VOMS	Annual Vehicle Revenue Miles	Annual Vehicle Revenue Hours
Demand Response	14,806	8	0	102,342	6,226
Total	14,806	8	0	102,342	6,226

Unlinked Passenger Trip per Vehicle Revenue Mile



Mode	Service Efficiency		Service Effectiveness		
	OE per VRM	OE per VRH	UPT per VRM	UPT per VRH	OE per UPT
Demand Response	\$2.28	\$37.55	0.1	2.4	\$15.79
Total	\$2.28	\$37.55	0.1	2.4	\$15.79

2023 Annual Agency Profile - Escambia County Commission (NTD ID 40926)

2023 Funding Breakdown

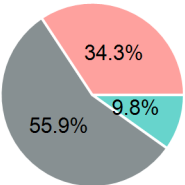
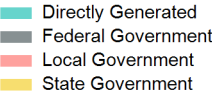
Summary of Operating Expenses (OE)

Sources of Operating Funds Expended

Operating Funding Sources

Mode	Operating Expenses	Fare Revenues
Demand Response	\$233,801	\$0
Total	\$233,801	\$0

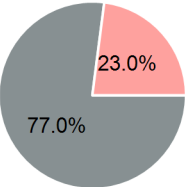
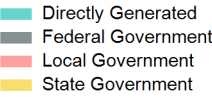
Directly Generated	\$22,983
Federal Government	\$130,590
Local Government	\$80,228
State Government	\$0
Total Operating Funds Expended	\$233,801



Capital Funding Sources

Sources of Capital Funds Expended

Directly Generated	\$0
Federal Government	\$104,373
Local Government	\$31,093
State Government	\$0
Total Capital Funds Expended	\$135,466



2023 Asset Management

Transit Asset Management (TAM) Tier	Tier II	TAM Sponsor NTD ID	4R01
Metrics			
Mode	Average Fleet Age in Years		

Demand Response	5.8
-----------------	-----