

2023 Annual Agency Profile - Crisp County (NTD ID 40912)

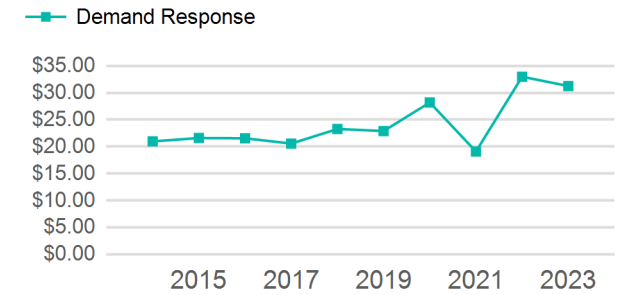
Mailing Address: 210 S 7TH ST
CORDELE, GA

Website: <http://www.cityofcordele.com/cart.html>

Service Consumed

Annual Unlinked Trips (UPT) 12,452

Operating Expenses per Vehicle Revenue Mile



Assets

Revenue Vehicles 5
Service Vehicles
Facilities

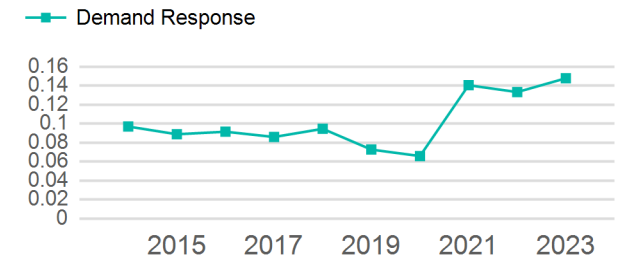
Service Supplied

Annual Vehicle Revenue Miles (VRM) 84,241
Annual Vehicle Revenue Hours (VRH) 5,641
Vehicles Operated in Maximum Service (VOMS) 5

Modal Characteristics

Mode	Annual Unlinked Passenger Trips	Directly Operated VOMS	Purchased Transportation VOMS	Annual Vehicle Revenue Miles	Annual Vehicle Revenue Hours
Demand Response	12,452	0	5	84,241	5,641
Total	12,452	0	5	84,241	5,641

Unlinked Passenger Trip per Vehicle Revenue Mile



Metrics

Mode	Service Efficiency		Service Effectiveness		
	OE per VRM	OE per VRH	UPT per VRM	UPT per VRH	OE per UPT
Demand Response	\$4.62	\$69.00	0.1	2.2	\$31.26
Total	\$4.62	\$69.00	0.1	2.2	\$31.26

2023 Annual Agency Profile - Crisp County (NTD ID 40912)

2023 Funding Breakdown

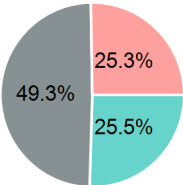
Summary of Operating Expenses (OE)

Mode	Operating Expenses	Fare Revenues
Demand Response	\$389,249	\$0
Total	\$389,249	\$0

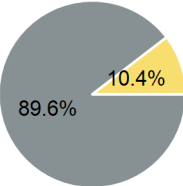
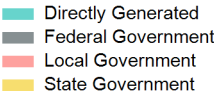
Sources of Operating Funds Expended

Directly Generated	\$99,128
Federal Government	\$191,834
Local Government	\$98,287
State Government	\$0
Total Operating Funds Expended	\$389,249

Operating Funding Sources



Capital Funding Sources



Sources of Capital Funds Expended

Directly Generated	\$0
Federal Government	\$98,253
Local Government	\$0
State Government	\$11,433
Total Capital Funds Expended	\$109,686

2023 Asset Management

Transit Asset Management (TAM) Tier	Tier II	TAM Sponsor NTD ID	4R03
Metrics			

Mode	Average Fleet Age in Years
Demand Response	4.2