

2023 Annual Agency Profile - Town of Hillsboro Beach (NTD ID 40248)

Mailing Address: 1210 HILLSBORO MILE # A1A
HILLSBORO BEACH, FL

<http://www.townofhillsborobeach.com/206/Community-Shuttle-Schedule>
Website: Schedule

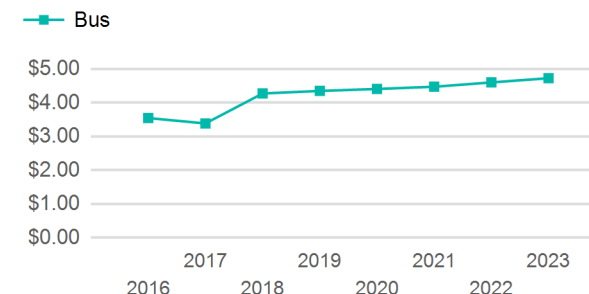
Geographic Coverage

Primary Urbanized/Rural Area Miami--Fort Lauderdale, FL
Service Area Population 2,004
Service Area Sq. Miles 2
Other Areas Served:

Service Consumed

Annual Unlinked Trips (UPT) 5,460

Operating Expenses per Vehicle Revenue Mile



Assets

Revenue Vehicles 1
Service Vehicles
Facilities

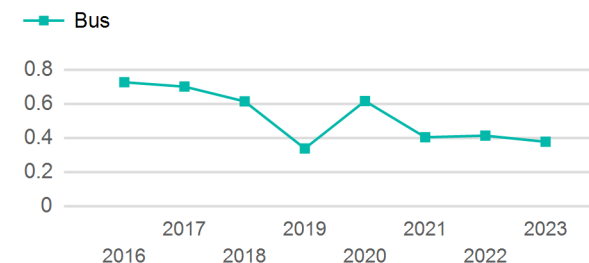
Service Supplied

Annual Vehicle Revenue Miles (VRM) 14,481
Annual Vehicle Revenue Hours (VRH) 1,333
Vehicles Operated in Maximum Service (VOMS) 1

Modal Characteristics

Mode	Annual Unlinked Passenger Trips	Directly Operated VOMS	Purchased Transportation VOMS	Annual Vehicle Revenue Miles	Annual Vehicle Revenue Hours
Bus	5,460	0	1	14,481	1,333
Total	5,460	0	1	14,481	1,333

Unlinked Passenger Trip per Vehicle Revenue Mile



Metrics

Mode	Service Efficiency		Service Effectiveness		
	OE per VRM	OE per VRH	UPT per VRM	UPT per VRH	OE per UPT
Bus	\$4.72	\$51.32	0.4	4.1	\$12.53
Total	\$4.72	\$51.32	0.4	4.1	\$12.53

2023 Annual Agency Profile - Town of Hillsboro Beach (NTD ID 40248)

2023 Funding Breakdown

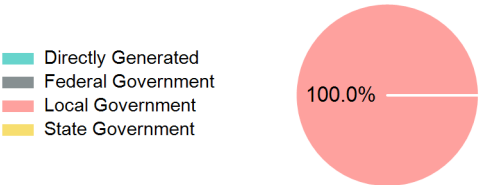
Summary of Operating Expenses (OE)

Sources of Operating Funds Expended

Operating Funding Sources

Mode	Operating Expenses	Fare Revenues
Bus	\$68,410	\$0
Total	\$68,410	\$0

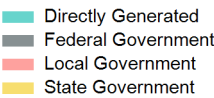
Directly Generated	\$0
Federal Government	\$0
Local Government	\$77,661
State Government	\$0
Total Operating Funds Expended	\$77,661



Capital Funding Sources

Sources of Capital Funds Expended

Directly Generated	\$0
Federal Government	\$0
Local Government	\$0
State Government	\$0
Total Capital Funds Expended	\$0



2023 Asset Management

Transit Asset Management (TAM) Tier

Tier II

TAM Sponsor NTD ID

Metrics

Mode	Average Fleet Age in Years
Bus	2.0