

2023 Annual Agency Profile - Onslow United Transit System (NTD ID 40227)

Mailing Address: 605 NEW BRIDGE ST
JACKSONVILLE, NC

Website: <http://www.onslowunitedtransit.org/>

Geographic Coverage

Primary Urbanized/Rural Area Jacksonville, NC
Service Area Population 207,298
Service Area Sq. Miles 795
Other Areas Served:
 North Carolina Non-UZA

Assets

Revenue Vehicles 20
Service Vehicles
Facilities

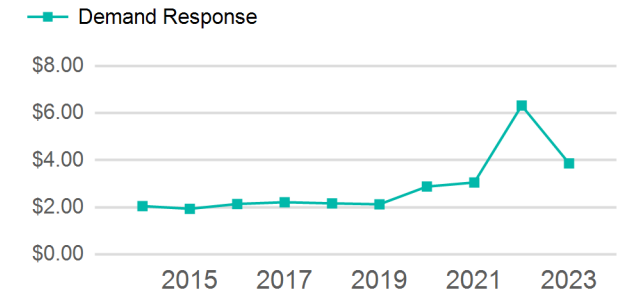
Service Consumed

Annual Unlinked Trips (UPT) 64,969

Service Supplied

Annual Vehicle Revenue Miles (VRM) 477,295
Annual Vehicle Revenue Hours (VRH) 22,575
Vehicles Operated in Maximum Service (VOMS) 20

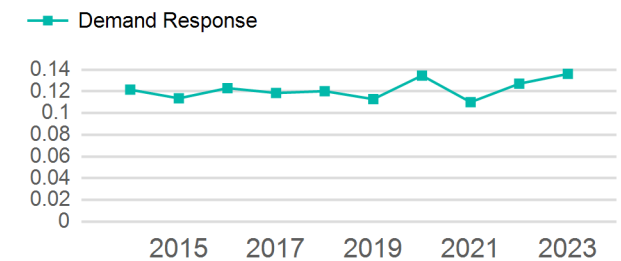
Operating Expenses per Vehicle Revenue Mile



Modal Characteristics

Mode	Annual Unlinked Passenger Trips	Directly Operated VOMS	Purchased Transportation VOMS	Annual Vehicle Revenue Miles	Annual Vehicle Revenue Hours
Demand Response	64,969	20	0	477,295	22,575
Total	64,969	20	0	477,295	22,575

Unlinked Passenger Trip per Vehicle Revenue Mile



Mode	Service Efficiency		Service Effectiveness		
	OE per VRM	OE per VRH	UPT per VRM	UPT per VRH	OE per UPT
Demand Response	\$3.86	\$81.69	0.1	2.9	\$28.38
Total	\$3.86	\$81.69	0.1	2.9	\$28.38

2023 Annual Agency Profile - Onslow United Transit System (NTD ID 40227)

2023 Funding Breakdown

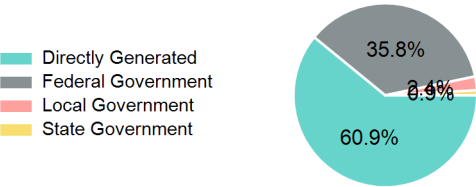
Summary of Operating Expenses (OE)

Sources of Operating Funds Expended

Operating Funding Sources

Mode	Operating Expenses	Fare Revenues
Demand Response	\$1,844,105	\$0
Total	\$1,844,105	\$0

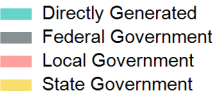
Directly Generated	\$1,133,431
Federal Government	\$666,615
Local Government	\$45,000
State Government	\$16,187
Total Operating Funds Expended	\$1,861,233



Capital Funding Sources

Sources of Capital Funds Expended

Directly Generated	\$0
Federal Government	\$0
Local Government	\$0
State Government	\$0
Total Capital Funds Expended	\$0



2023 Asset Management

Transit Asset Management (TAM) Tier	Tier II	TAM Sponsor NTD ID	4R06
Metrics			

Mode	Average Fleet Age in Years
Demand Response	4.0