

2023 Annual Agency Profile - Cumberland County (NTD ID 40223)

Mailing Address: 117 DICK ST
FAYETTEVILLE, NC

Website: <http://www.co.cumberland.nc.us/departments/planning-group/planning/ctp>

Geographic Coverage

Primary Urbanized/Rural Area Fayetteville, NC
Service Area Population 329,403
Service Area Sq. Miles 658
Other Areas Served: North Carolina Non-UZA

Assets

Revenue Vehicles 23
Service Vehicles
Facilities

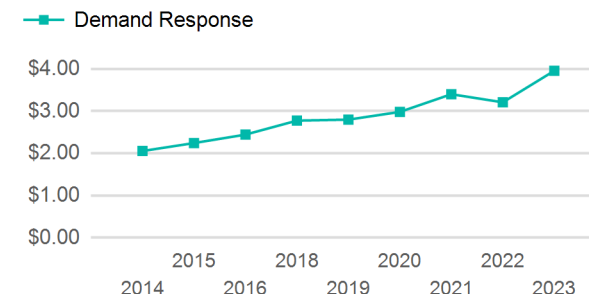
Service Consumed

Annual Unlinked Trips (UPT) 25,247

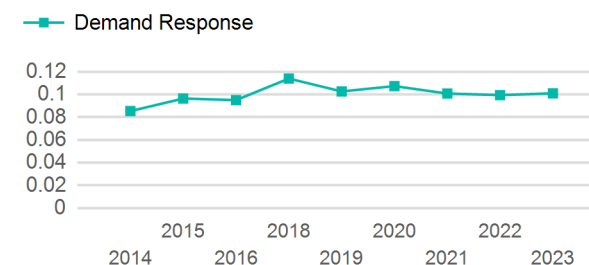
Service Supplied

Annual Vehicle Revenue Miles (VRM) 249,984
Annual Vehicle Revenue Hours (VRH) 17,145
Vehicles Operated in Maximum Service (VOMS) 14

Operating Expenses per Vehicle Revenue Mile



Unlinked Passenger Trip per Vehicle Revenue Mile



Modal Characteristics

Mode	Annual Unlinked Passenger Trips	Directly Operated VOMS	Purchased Transportation VOMS	Annual Vehicle Revenue Miles	Annual Vehicle Revenue Hours
Demand Response	25,247	0	14	249,984	17,145
Total	25,247	0	14	249,984	17,145

Metrics

Mode	Service Efficiency		Service Effectiveness		
	OE per VRM	OE per VRH	UPT per VRM	UPT per VRH	OE per UPT
Demand Response	\$3.95	\$57.66	0.1	1.5	\$39.16
Total	\$3.95	\$57.66	0.1	1.5	\$39.16

2023 Annual Agency Profile - Cumberland County (NTD ID 40223)

2023 Funding Breakdown

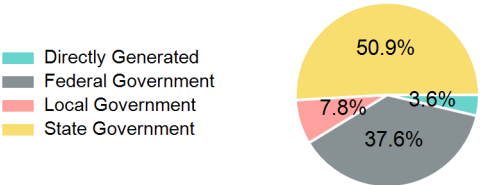
Summary of Operating Expenses (OE)

Sources of Operating Funds Expended

Operating Funding Sources

Mode	Operating Expenses	Fare Revenues
Demand Response	\$988,615	\$0
Total	\$988,615	\$0

Directly Generated	\$36,348
Federal Government	\$375,054
Local Government	\$77,906
State Government	\$506,997
Total Operating Funds Expended	\$996,305



Capital Funding Sources

Sources of Capital Funds Expended

Directly Generated	\$0
Federal Government	\$0
Local Government	\$0
State Government	\$0
Total Capital Funds Expended	\$0



2023 Asset Management

Transit Asset Management (TAM) Tier	Tier II	TAM Sponsor NTD ID	4R06
Metrics			

Mode	Average Fleet Age in Years
Demand Response	0.0