

2023 Annual Agency Profile - Autauga County (NTD ID 40213)

Mailing Address: 135 N COURT ST STE B
PRATTVILLE, AL

Website: <http://www.autaugaco.org/Default.asp?ID=148>

Geographic Coverage

Primary Urbanized/Rural Area Montgomery, AL
Service Area Population 58,805
Service Area Sq. Miles 139
Other Areas Served: Alabama Non-UZA

Assets

Revenue Vehicles 17
Service Vehicles 1
Facilities

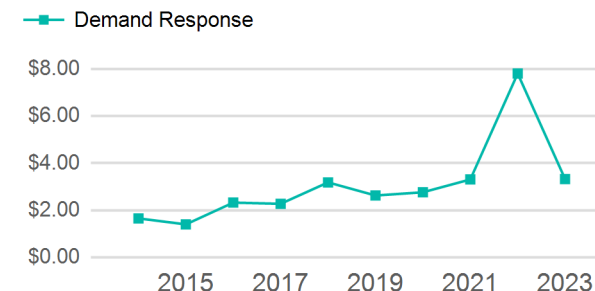
Service Consumed

Annual Unlinked Trips (UPT) 41,905

Service Supplied

Annual Vehicle Revenue Miles (VRM) 245,479
Annual Vehicle Revenue Hours (VRH) 17,438
Vehicles Operated in Maximum Service (VOMS) 12

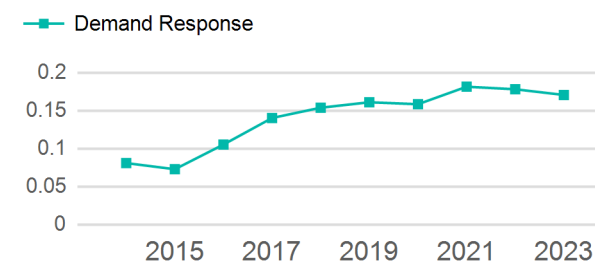
Operating Expenses per Vehicle Revenue Mile



Modal Characteristics

Mode	Annual Unlinked Passenger Trips	Directly Operated VOMS	Purchased Transportation VOMS	Annual Vehicle Revenue Miles	Annual Vehicle Revenue Hours
Demand Response	41,905	12	0	245,479	17,438
Total	41,905	12	0	245,479	17,438

Unlinked Passenger Trip per Vehicle Revenue Mile



Metrics	Service Efficiency		Service Effectiveness		
	OE per VRM	OE per VRH	UPT per VRM	UPT per VRH	OE per UPT
Demand Response	\$3.33	\$46.85	0.2	2.4	\$19.49
Total	\$3.33	\$46.85	0.2	2.4	\$19.49

2023 Annual Agency Profile - Autauga County (NTD ID 40213)

2023 Funding Breakdown

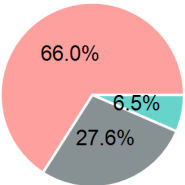
Summary of Operating Expenses (OE)

Mode	Operating Expenses	Fare Revenues
Demand Response	\$816,916	\$0
Total	\$816,916	\$0

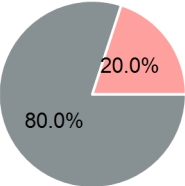
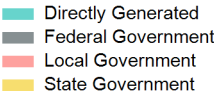
Sources of Operating Funds Expended

Directly Generated	\$52,848
Federal Government	\$225,301
Local Government	\$538,767
State Government	\$0
Total Operating Funds Expended	\$816,916

Operating Funding Sources



Capital Funding Sources



Sources of Capital Funds Expended

Directly Generated	\$0
Federal Government	\$221,974
Local Government	\$55,493
State Government	\$0
Total Capital Funds Expended	\$277,467

2023 Asset Management

Transit Asset Management (TAM) Tier	Tier II	TAM Sponsor NTD ID	4R01
Metrics			
Mode		Average Fleet Age in Years	
Demand Response		3.6	