

2023 Annual Agency Profile - Mid-Cumberland Human Resource Agency (NTD ID 40204)

Mailing Address: 1101 KERMIT DR STE 300  
NASHVILLE, TN

Website: <http://mchratransit.org/>

Geographic Coverage

Primary Urbanized/Rural Area Murfreesboro, TN  
Service Area Population 1,141,280  
Service Area Sq. Miles 5,415  
Other Areas Served:  
Tennessee Non-UZA

Assets

Revenue Vehicles 127  
Service Vehicles  
Facilities

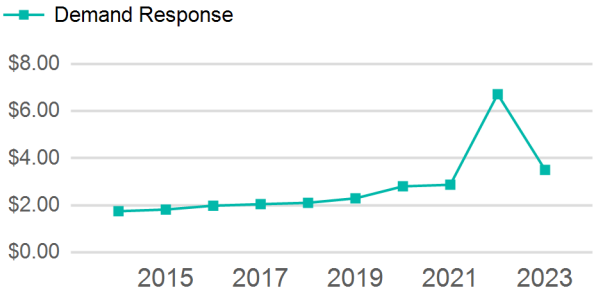
Service Consumed

Annual Unlinked Trips (UPT) 129,880

Service Supplied

Annual Vehicle Revenue Miles (VRM) 1,835,240  
Annual Vehicle Revenue Hours (VRH) 105,494  
Vehicles Operated in Maximum Service (VOMS) 111

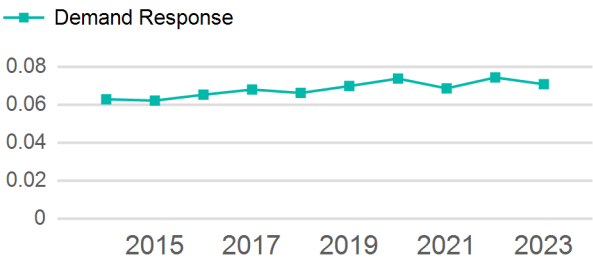
Operating Expenses per Vehicle Revenue Mile



Modal Characteristics

Mode	Annual Unlinked Passenger Trips	Directly Operated VOMS	Purchased Transportation VOMS	Annual Vehicle Revenue Miles	Annual Vehicle Revenue Hours
Demand Response	129,880	109	2	1,835,240	105,494
Total	129,880	109	2	1,835,240	105,494

Unlinked Passenger Trip per Vehicle Revenue Mile



Metrics	Service Efficiency		Service Effectiveness		
Mode	OE per VRM	OE per VRH	UPT per VRM	UPT per VRH	OE per UPT
Demand Response	\$3.50	\$60.97	0.1	1.2	\$49.52
Total	\$3.50	\$60.97	0.1	1.2	\$49.52

2023 Annual Agency Profile - Mid-Cumberland Human Resource Agency (NTD ID 40204)

2023 Funding Breakdown

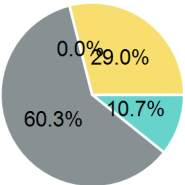
Summary of Operating Expenses (OE)

Mode	Operating Expenses	Fare Revenues
Demand Response	\$6,431,557	\$0
Total	\$6,431,557	\$0

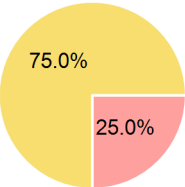
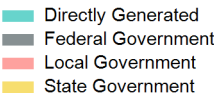
Sources of Operating Funds Expended

Directly Generated	\$690,125
Federal Government	\$3,876,076
Local Government	\$80
State Government	\$1,865,276
Total Operating Funds Expended	\$6,431,557

Operating Funding Sources



Capital Funding Sources



Sources of Capital Funds Expended

Directly Generated	\$0
Federal Government	\$0
Local Government	\$40,785
State Government	\$122,354
Total Capital Funds Expended	\$163,139

2023 Asset Management

Transit Asset Management (TAM) Tier

Tier I (Non-Fixed Route VOMS)

TAM Sponsor NTD ID

4R08

Metrics

Mode	Average Fleet Age in Years
Demand Response	6.0