

# 2023 Annual Agency Profile - Municipality of Camuy (NTD ID 40160)

**Mailing Address:** 11 CALLE IGUINA E  
CAMUY, PR

**Website:**

## Geographic Coverage

**Primary Urbanized/Rural Area** Arecibo, PR  
**Service Area Population** 35,159  
**Service Area Sq. Miles** 46  
**Other Areas Served:**

## Assets

**Revenue Vehicles** 12  
**Service Vehicles**  
**Facilities** 2

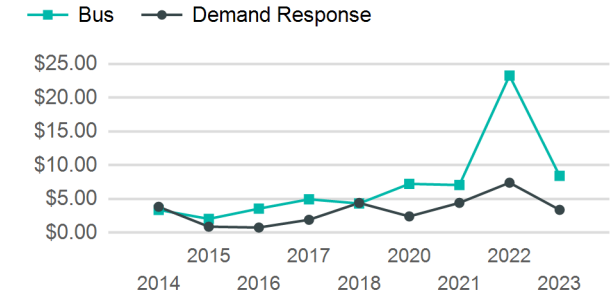
## Service Consumed

**Annual Unlinked Trips (UPT)** 17,044

## Service Supplied

**Annual Vehicle Revenue Miles (VRM)** 184,619  
**Annual Vehicle Revenue Hours (VRH)** 16,104  
**Vehicles Operated in Maximum Service (VOMS)** 9

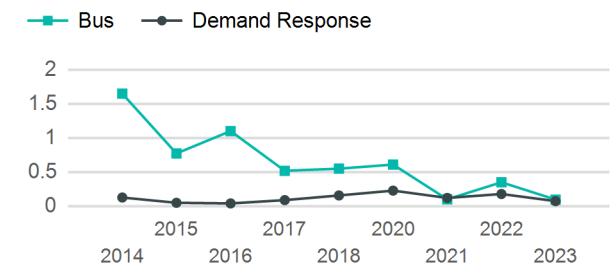
## Operating Expenses per Vehicle Revenue Mile



## Modal Characteristics

Mode	Annual Unlinked Passenger Trips	Directly Operated VOMS	Purchased Transportation VOMS	Annual Vehicle Revenue Miles	Annual Vehicle Revenue Hours
Bus	15,508	0	7	163,377	14,868
Demand Response	1,536	2	0	21,242	1,236
<b>Total</b>	<b>17,044</b>	<b>2</b>	<b>7</b>	<b>184,619</b>	<b>16,104</b>

## Unlinked Passenger Trip per Vehicle Revenue Mile



## Metrics

### Service Efficiency

### Service Effectiveness

Mode	OE per VRM	OE per VRH	UPT per VRM	UPT per VRH	OE per UPT
Bus	\$8.43	\$92.61	0.1	1.0	\$88.79
Demand Response	\$3.39	\$58.25	0.1	1.2	\$46.87
<b>Total</b>	<b>\$7.85</b>	<b>\$89.97</b>	<b>0.1</b>	<b>1.1</b>	<b>\$85.01</b>

2023 Annual Agency Profile - Municipality of Camuy (NTD ID 40160)

2023 Funding Breakdown

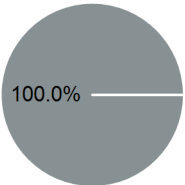
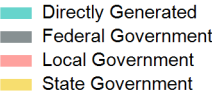
Summary of Operating Expenses (OE)

Sources of Operating Funds Expended

Operating Funding Sources

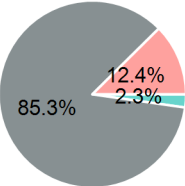
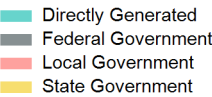
Mode	Operating Expenses	Fare Revenues
Bus	\$1,376,903	\$0
Demand Response	\$71,996	\$0
Total	\$1,448,899	\$0

Directly Generated	\$0
Federal Government	\$1,472,433
Local Government	\$0
State Government	\$0
Total Operating Funds Expended	\$1,472,433



Capital Funding Sources

Sources of Capital Funds Expended



Directly Generated	\$10,608
Federal Government	\$401,785
Local Government	\$58,440
State Government	\$0
Total Capital Funds Expended	\$470,833

2023 Asset Management

Transit Asset Management (TAM) Tier	Tier II	TAM Sponsor NTD ID	4R09
-------------------------------------	---------	--------------------	------

Metrics

Mode	Average Fleet Age in Years
Bus	3.0
Demand Response	8.0