

# 2023 Annual Agency Profile - Municipality of Barceloneta (NTD ID 40150)

**Mailing Address:** 35 CALLE GEORGETTI  
BARCELONETA, PR

**Website:**

## Geographic Coverage

<b>Primary Urbanized/Rural Area</b>	Barceloneta--Florida--Bajadero, PR
<b>Service Area Population</b>	24,650
<b>Service Area Sq. Miles</b>	19
<b>Other Areas Served:</b>	

## Service Consumed

**Annual Unlinked Trips (UPT)** 54,300

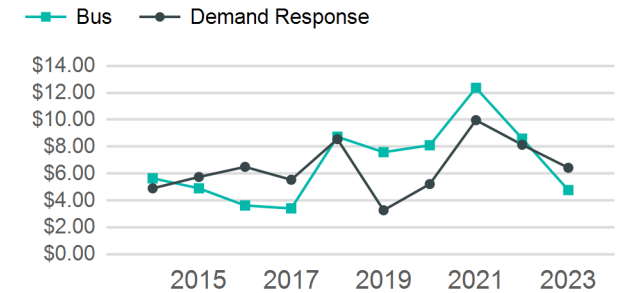
## Assets

<b>Revenue Vehicles</b>	14
<b>Service Vehicles</b>	5
<b>Facilities</b>	3

## Service Supplied

<b>Annual Vehicle Revenue Miles (VRM)</b>	196,917
<b>Annual Vehicle Revenue Hours (VRH)</b>	23,689
<b>Vehicles Operated in Maximum Service (VOMS)</b>	11

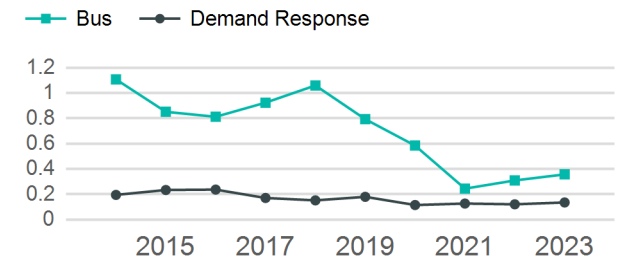
## Operating Expenses per Vehicle Revenue Mile



## Modal Characteristics

Mode	Annual Unlinked Passenger Trips	Directly Operated VOMS	Purchased Transportation VOMS	Annual Vehicle Revenue Miles	Annual Vehicle Revenue Hours
Bus	44,539	6	0	124,745	14,083
Demand Response	9,761	5	0	72,172	9,606
<b>Total</b>	<b>54,300</b>	<b>11</b>	<b>0</b>	<b>196,917</b>	<b>23,689</b>

## Unlinked Passenger Trip per Vehicle Revenue Mile



## Metrics

### Service Efficiency

### Service Effectiveness

Mode	OE per VRM	OE per VRH	UPT per VRM	UPT per VRH	OE per UPT
Bus	\$4.78	\$42.31	0.4	3.2	\$13.38
Demand Response	\$6.43	\$48.33	0.1	1.0	\$47.57
<b>Total</b>	<b>\$5.38</b>	<b>\$44.75</b>	<b>0.3</b>	<b>2.3</b>	<b>\$19.52</b>

2023 Annual Agency Profile - Municipality of Barceloneta (NTD ID 40150)

2023 Funding Breakdown

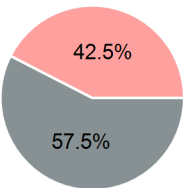
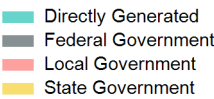
Summary of Operating Expenses (OE)

Sources of Operating Funds Expended

Operating Funding Sources

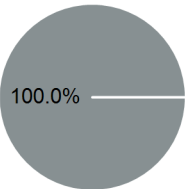
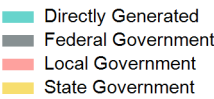
Mode	Operating Expenses	Fare Revenues
Bus	\$595,862	\$0
Demand Response	\$464,295	\$0
Total	\$1,060,157	\$0

Directly Generated	\$0
Federal Government	\$609,725
Local Government	\$450,432
State Government	\$0
Total Operating Funds Expended	\$1,060,157



Capital Funding Sources

Sources of Capital Funds Expended



Directly Generated	\$0
Federal Government	\$274,558
Local Government	\$0
State Government	\$0
Total Capital Funds Expended	\$274,558

2023 Asset Management

Transit Asset Management (TAM) Tier	Tier II	TAM Sponsor NTD ID	4R09
-------------------------------------	---------	--------------------	------

Metrics

Mode	Average Fleet Age in Years
Bus	10.3
Demand Response	6.4