

2023 Annual Agency Profile - Municipality of Manati (NTD ID 40145)

Mailing Address: 10 CALLE QUINONES
MANATI, PR

Website:

Geographic Coverage

Primary Urbanized/Rural Area San Juan, PR
Service Area Population 16,053
Service Area Sq. Miles 30
Other Areas Served:

Assets

Revenue Vehicles 9
Service Vehicles
Facilities 3

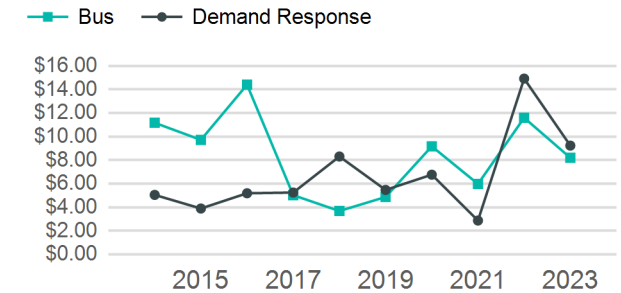
Service Consumed

Annual Unlinked Trips (UPT) 30,191

Service Supplied

Annual Vehicle Revenue Miles (VRM) 50,927
Annual Vehicle Revenue Hours (VRH) 10,842
Vehicles Operated in Maximum Service (VOMS) 6

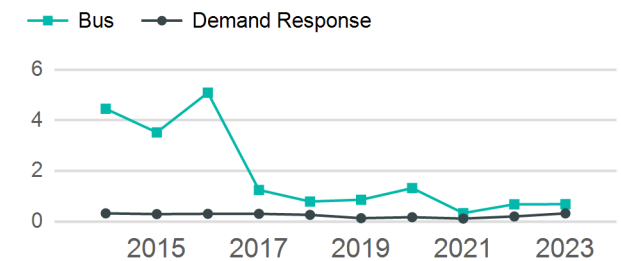
Operating Expenses per Vehicle Revenue Mile



Modal Characteristics

Mode	Annual Unlinked Passenger Trips	Directly Operated VOMS	Purchased Transportation VOMS	Annual Vehicle Revenue Miles	Annual Vehicle Revenue Hours
Bus	25,924	4	0	37,735	7,392
Demand Response	4,267	2	0	13,192	3,450
Total	30,191	6	0	50,927	10,842

Unlinked Passenger Trip per Vehicle Revenue Mile



Metrics

Mode	Service Efficiency		Service Effectiveness		
	OE per VRM	OE per VRH	UPT per VRM	UPT per VRH	OE per UPT
Bus	\$8.20	\$41.87	0.7	3.5	\$11.94
Demand Response	\$9.24	\$35.32	0.3	1.2	\$28.55
Total	\$8.47	\$39.79	0.6	2.8	\$14.29

2023 Annual Agency Profile - Municipality of Manati (NTD ID 40145)

2023 Funding Breakdown

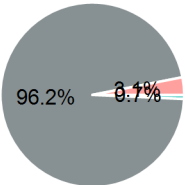
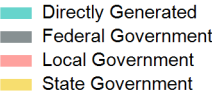
Summary of Operating Expenses (OE)

Sources of Operating Funds Expended

Operating Funding Sources

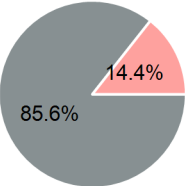
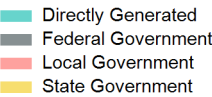
Mode	Operating Expenses	Fare Revenues
Bus	\$309,510	\$0
Demand Response	\$121,844	\$0
Total	\$431,354	\$0

Directly Generated	\$3,084
Federal Government	\$415,061
Local Government	\$13,209
State Government	\$0
Total Operating Funds Expended	\$431,354



Capital Funding Sources

Sources of Capital Funds Expended



Directly Generated	\$0
Federal Government	\$21,015
Local Government	\$3,523
State Government	\$0
Total Capital Funds Expended	\$24,538

2023 Asset Management

Transit Asset Management (TAM) Tier	Tier II	TAM Sponsor NTD ID	4R09
-------------------------------------	---------	--------------------	------

Metrics

Mode	Average Fleet Age in Years
Bus	4.0
Demand Response	4.0