

2023 Annual Agency Profile - Municipality of Bayamon (NTD ID 40137)

Mailing Address: CITY HALL RD 2
BAYAMON, PR

Website: <https://www.municipiodebayamon.com/servicios-municipales/desarrollo-urbano/planificacion-ordenamiento-territorial-y-administracion-de-fondos-federales>

Geographic Coverage

Primary Urbanized/Rural Area San Juan, PR
Service Area Population 65,706
Service Area Sq. Miles 15
Other Areas Served:

Assets

Revenue Vehicles 17
Service Vehicles
Facilities 3

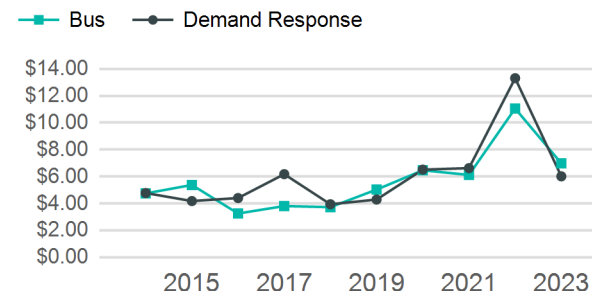
Service Consumed

Annual Unlinked Trips (UPT) 113,354

Service Supplied

Annual Vehicle Revenue Miles (VRM) 107,732
Annual Vehicle Revenue Hours (VRH) 20,956
Vehicles Operated in Maximum Service (VOMS) 13

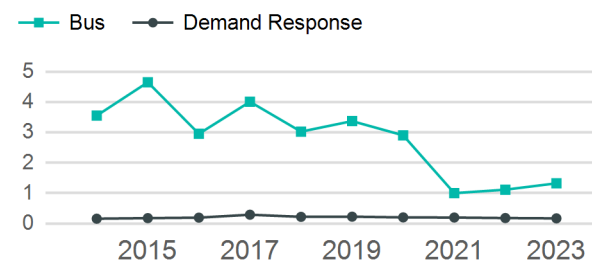
Operating Expenses per Vehicle Revenue Mile



Modal Characteristics

Mode	Annual Unlinked Passenger Trips	Directly Operated VOMS	Purchased Transportation VOMS	Annual Vehicle Revenue Miles	Annual Vehicle Revenue Hours
Bus	108,959	10	0	82,182	16,120
Demand Response	4,395	3	0	25,550	4,836
Total	113,354	13	0	107,732	20,956

Unlinked Passenger Trip per Vehicle Revenue Mile



Metrics

Mode	Service Efficiency		Service Effectiveness		
	OE per VRM	OE per VRH	UPT per VRM	UPT per VRH	OE per UPT
Bus	\$6.99	\$35.64	1.3	6.8	\$5.27
Demand Response	\$6.02	\$31.83	0.2	0.9	\$35.02
Total	\$6.76	\$34.76	1.1	5.4	\$6.43

2023 Annual Agency Profile - Municipality of Bayamon (NTD ID 40137)

2023 Funding Breakdown

Summary of Operating Expenses (OE)

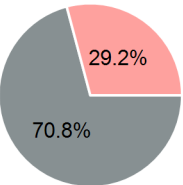
Sources of Operating Funds Expended

Operating Funding Sources

Mode	Operating Expenses	Fare Revenues
Bus	\$574,503	\$0
Demand Response	\$153,909	\$0
Total	\$728,412	\$0

Directly Generated	\$0
Federal Government	\$516,048
Local Government	\$212,364
State Government	\$0
Total Operating Funds Expended	\$728,412

- Directly Generated
- Federal Government
- Local Government
- State Government

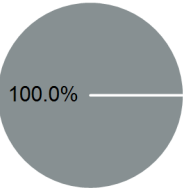


Capital Funding Sources

Sources of Capital Funds Expended

Directly Generated	\$0
Federal Government	\$67,449
Local Government	\$0
State Government	\$0
Total Capital Funds Expended	\$67,449

- Directly Generated
- Federal Government
- Local Government
- State Government



2023 Asset Management

Transit Asset Management (TAM) Tier	Tier II	TAM Sponsor NTD ID	4R09
-------------------------------------	---------	--------------------	------

Metrics

Mode	Average Fleet Age in Years
Bus	7.5
Demand Response	14.3