

# 2023 Annual Agency Profile - Municipality of Carolina (NTD ID 40125)

**Mailing Address:** FERNANDEZ JUNCOS  
CAROLINA, PR

**Website:** <http://www.municipiocarolina.com>

## Geographic Coverage

**Primary Urbanized/Rural Area** San Juan, PR  
**Service Area Population** 176,762  
**Service Area Sq. Miles** 4  
**Other Areas Served:**

## Assets

**Revenue Vehicles** 25  
**Service Vehicles** 2  
**Facilities** 3

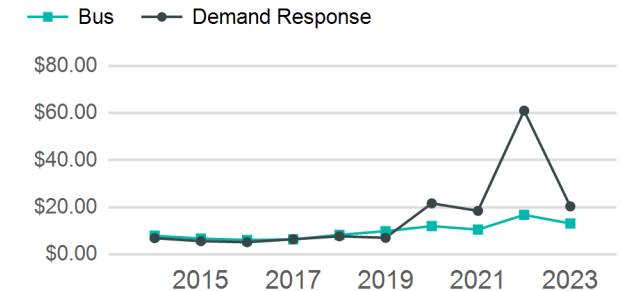
## Service Consumed

**Annual Unlinked Trips (UPT)** 152,091

## Service Supplied

**Annual Vehicle Revenue Miles (VRM)** 160,559  
**Annual Vehicle Revenue Hours (VRH)** 27,335  
**Vehicles Operated in Maximum Service (VOMS)** 24

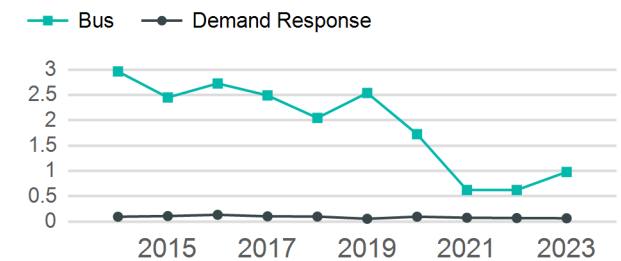
## Operating Expenses per Vehicle Revenue Mile



## Modal Characteristics

Mode	Annual Unlinked Passenger Trips	Directly Operated VOMS	Purchased Transportation VOMS	Annual Vehicle Revenue Miles	Annual Vehicle Revenue Hours
Bus	151,715	22	0	154,788	26,364
Demand Response	376	2	0	5,771	971
<b>Total</b>	<b>152,091</b>	<b>24</b>	<b>0</b>	<b>160,559</b>	<b>27,335</b>

## Unlinked Passenger Trip per Vehicle Revenue Mile



## Metrics

### Service Efficiency

### Service Effectiveness

Mode	OE per VRM	OE per VRH	UPT per VRM	UPT per VRH	OE per UPT
Bus	\$13.15	\$77.23	1.0	5.8	\$13.42
Demand Response	\$20.40	\$121.23	0.1	0.4	\$313.08
<b>Total</b>	<b>\$13.41</b>	<b>\$78.79</b>	<b>0.9</b>	<b>5.6</b>	<b>\$14.16</b>

2023 Annual Agency Profile - Municipality of Carolina (NTD ID 40125)

2023 Funding Breakdown

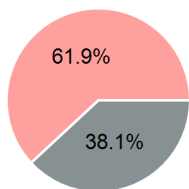
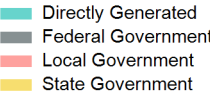
Summary of Operating Expenses (OE)

Sources of Operating Funds Expended

Operating Funding Sources

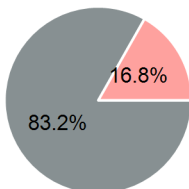
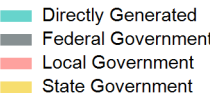
Mode	Operating Expenses	Fare Revenues
Bus	\$2,036,137	\$0
Demand Response	\$117,717	\$0
Total	\$2,153,854	\$0

Directly Generated	\$0
Federal Government	\$820,496
Local Government	\$1,333,358
State Government	\$0
Total Operating Funds Expended	\$2,153,854



Capital Funding Sources

Sources of Capital Funds Expended



Directly Generated	\$0
Federal Government	\$44,530
Local Government	\$8,975
State Government	\$0
Total Capital Funds Expended	\$53,505

2023 Asset Management

Transit Asset Management (TAM) Tier	Tier II	TAM Sponsor NTD ID	4R09
-------------------------------------	---------	--------------------	------

Metrics

Mode	Average Fleet Age in Years
Bus	13.5
Demand Response	10.7