

# 2023 Annual Agency Profile - Municipality of Hormigueros (NTD ID 40121)

**Mailing Address:** 1 CALLE MATEO FAJARDO  
HORMIGUEROS, PR

**Website:** www.municipiohormiguerospr.com

## Geographic Coverage

**Primary Urbanized/Rural Area** Mayagüez, PR  
**Service Area Population** 15,518  
**Service Area Sq. Miles** 29  
**Other Areas Served:**  
Puerto Rico Non-UZA

## Assets

**Revenue Vehicles** 5  
**Service Vehicles** 2  
**Facilities**

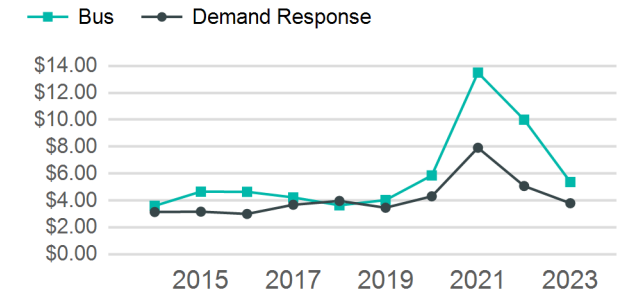
## Service Consumed

**Annual Unlinked Trips (UPT)** 11,267

## Service Supplied

**Annual Vehicle Revenue Miles (VRM)** 33,710  
**Annual Vehicle Revenue Hours (VRH)** 4,222  
**Vehicles Operated in Maximum Service (VOMS)** 5

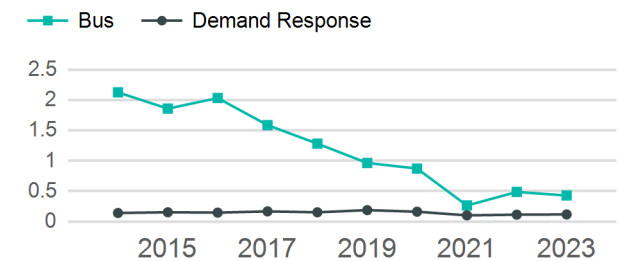
## Operating Expenses per Vehicle Revenue Mile



## Modal Characteristics

Mode	Annual Unlinked Passenger Trips	Directly Operated VOMS	Purchased Transportation VOMS	Annual Vehicle Revenue Miles	Annual Vehicle Revenue Hours
Bus	10,063	3	0	23,486	2,882
Demand Response	1,204	2	0	10,224	1,340
<b>Total</b>	<b>11,267</b>	<b>5</b>	<b>0</b>	<b>33,710</b>	<b>4,222</b>

## Unlinked Passenger Trip per Vehicle Revenue Mile



## Metrics

Mode	Service Efficiency		Service Effectiveness		
	OE per VRM	OE per VRH	UPT per VRM	UPT per VRH	OE per UPT
Bus	\$5.38	\$43.84	0.4	3.5	\$12.56
Demand Response	\$3.80	\$29.02	0.1	0.9	\$32.30
<b>Total</b>	<b>\$4.90</b>	<b>\$39.14</b>	<b>0.3</b>	<b>2.7</b>	<b>\$14.67</b>

2023 Annual Agency Profile - Municipality of Hormigueros (NTD ID 40121)

2023 Funding Breakdown

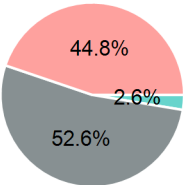
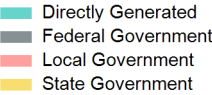
Summary of Operating Expenses (OE)

Sources of Operating Funds Expended

Operating Funding Sources

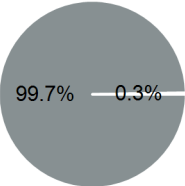
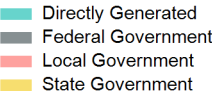
Mode	Operating Expenses	Fare Revenues
Bus	\$126,352	\$0
Demand Response	\$38,888	\$0
Total	\$165,240	\$0

Directly Generated	\$4,305
Federal Government	\$86,868
Local Government	\$74,067
State Government	\$0
Total Operating Funds Expended	\$165,240



Capital Funding Sources

Sources of Capital Funds Expended



Directly Generated	\$0
Federal Government	\$3,024
Local Government	\$8
State Government	\$0
Total Capital Funds Expended	\$3,032

2023 Asset Management

Transit Asset Management (TAM) Tier	Tier II	TAM Sponsor NTD ID	4R09
-------------------------------------	---------	--------------------	------

Metrics

Mode	Average Fleet Age in Years
Bus	15.7
Demand Response	14.0