

# 2023 Annual Agency Profile - Municipality of Caguas (NTD ID 40115)

**Mailing Address:** CALLE PADIAL FINAL ESQ  
CAGUAS, PR

**Website:** <http://www.caguas.gov.pr/transportacion-publica/>

## Geographic Coverage

**Primary Urbanized/Rural Area** San Juan, PR  
**Service Area Population** 127,244  
**Service Area Sq. Miles** 25  
**Other Areas Served:**

## Assets

**Revenue Vehicles** 31  
**Service Vehicles**  
**Facilities** 1

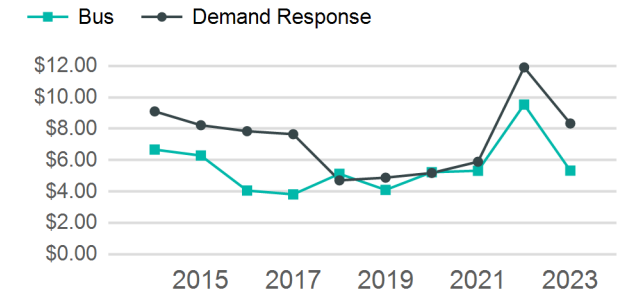
## Service Consumed

**Annual Unlinked Trips (UPT)** 47,420

## Service Supplied

**Annual Vehicle Revenue Miles (VRM)** 230,327  
**Annual Vehicle Revenue Hours (VRH)** 19,162  
**Vehicles Operated in Maximum Service (VOMS)** 23

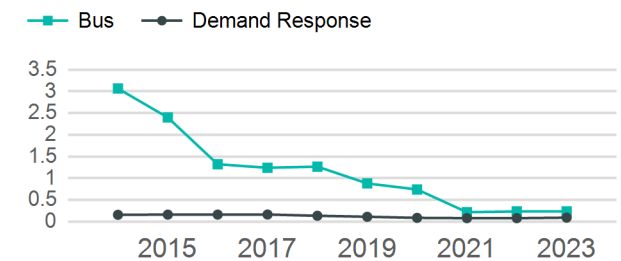
## Operating Expenses per Vehicle Revenue Mile



## Modal Characteristics

Mode	Annual Unlinked Passenger Trips	Directly Operated VOMS	Purchased Transportation VOMS	Annual Vehicle Revenue Miles	Annual Vehicle Revenue Hours
Bus	43,392	17	0	185,963	14,541
Demand Response	4,028	6	0	44,364	4,621
<b>Total</b>	<b>47,420</b>	<b>23</b>	<b>0</b>	<b>230,327</b>	<b>19,162</b>

## Unlinked Passenger Trip per Vehicle Revenue Mile



## Metrics

Mode	Service Efficiency		Service Effectiveness		
	OE per VRM	OE per VRH	UPT per VRM	UPT per VRH	OE per UPT
Bus	\$5.33	\$68.21	0.2	3.0	\$22.86
Demand Response	\$8.33	\$80.02	0.1	0.9	\$91.80
<b>Total</b>	<b>\$5.91</b>	<b>\$71.06</b>	<b>0.2</b>	<b>2.5</b>	<b>\$28.71</b>

2023 Annual Agency Profile - Municipality of Caguas (NTD ID 40115)

2023 Funding Breakdown

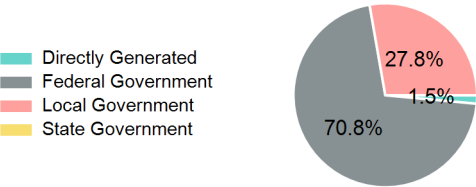
Summary of Operating Expenses (OE)

Sources of Operating Funds Expended

Operating Funding Sources

Mode	Operating Expenses	Fare Revenues
Bus	\$991,875	\$0
Demand Response	\$369,762	\$0
Total	\$1,361,637	\$0

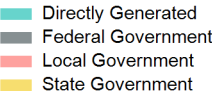
Directly Generated	\$20,108
Federal Government	\$963,615
Local Government	\$377,914
State Government	\$0
Total Operating Funds Expended	\$1,361,637



Capital Funding Sources

Sources of Capital Funds Expended

Directly Generated	\$0
Federal Government	\$0
Local Government	\$0
State Government	\$0
Total Capital Funds Expended	\$0



2023 Asset Management

Transit Asset Management (TAM) Tier	Tier II	TAM Sponsor NTD ID	4R09
-------------------------------------	---------	--------------------	------

Metrics

Mode	Average Fleet Age in Years
Bus	12.5
Demand Response	9.3