

# 2023 Annual Agency Profile - Municipality of Aguada (NTD ID 40114)

**Mailing Address:** 226 CALLE COLON  
AGUADA, PR

**Website:**

## Geographic Coverage

**Primary Urbanized/Rural Area** Aguadilla--Isabela--San Sebastián, PR  
**Service Area Population** 38,136  
**Service Area Sq. Miles** 10  
**Other Areas Served:**

## Service Consumed

**Annual Unlinked Trips (UPT)** 581

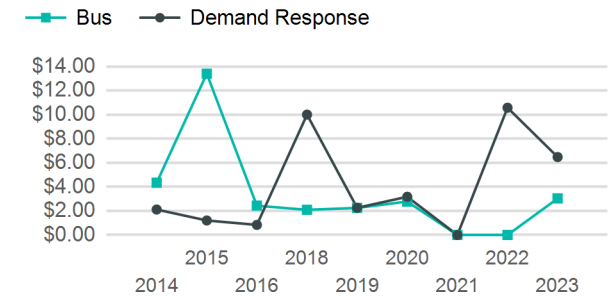
## Assets

**Revenue Vehicles** 2  
**Service Vehicles**  
**Facilities** 1

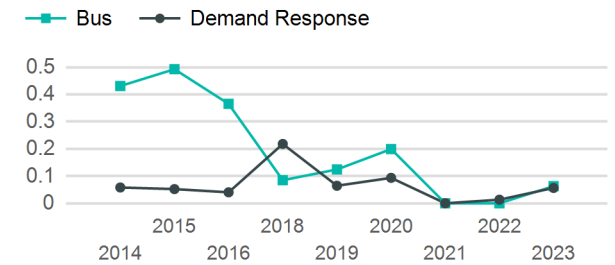
## Service Supplied

**Annual Vehicle Revenue Miles (VRM)** 9,544  
**Annual Vehicle Revenue Hours (VRH)** 1,602  
**Vehicles Operated in Maximum Service (VOMS)** 3

## Operating Expenses per Vehicle Revenue Mile



## Unlinked Passenger Trip per Vehicle Revenue Mile



## Modal Characteristics

Mode	Annual Unlinked Passenger Trips	Directly Operated VOMS	Purchased Transportation VOMS	Annual Vehicle Revenue Miles	Annual Vehicle Revenue Hours
Bus	413	1	0	6,565	1,032
Demand Response	168	2	0	2,979	570
<b>Total</b>	<b>581</b>	<b>3</b>	<b>0</b>	<b>9,544</b>	<b>1,602</b>

## Metrics

### Service Efficiency

### Service Effectiveness

Mode	OE per VRM	OE per VRH	UPT per VRM	UPT per VRH	OE per UPT
Bus	\$3.03	\$19.29	0.1	0.4	\$48.20
Demand Response	\$6.48	\$33.86	0.1	0.3	\$114.88
<b>Total</b>	<b>\$4.11</b>	<b>\$24.47</b>	<b>0.1</b>	<b>0.4</b>	<b>\$67.48</b>

2023 Annual Agency Profile - Municipality of Aguada (NTD ID 40114)

2023 Funding Breakdown

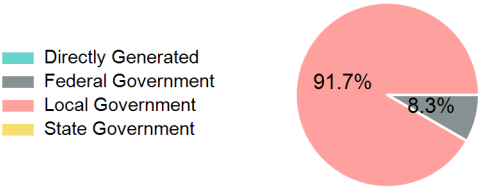
Summary of Operating Expenses (OE)

Sources of Operating Funds Expended

Operating Funding Sources

Mode	Operating Expenses	Fare Revenues
Bus	\$19,906	\$0
Demand Response	\$19,300	\$0
Total	\$39,206	\$0

Directly Generated	\$0
Federal Government	\$3,262
Local Government	\$35,944
State Government	\$0
Total Operating Funds Expended	\$39,206



Capital Funding Sources

Sources of Capital Funds Expended

Directly Generated	\$0
Federal Government	\$0
Local Government	\$0
State Government	\$0
Total Capital Funds Expended	\$0



2023 Asset Management

Transit Asset Management (TAM) Tier	Tier II	TAM Sponsor NTD ID	4R09
-------------------------------------	---------	--------------------	------

Metrics

Mode	Average Fleet Age in Years
Bus	6.0
Demand Response	6.0