

2023 Annual Agency Profile - City of Spartanburg South Carolina (NTD ID 40101)

Mailing Address: 145 W BROAD ST
Spartanburg, SC

Website: <https://www.cityofspartanburg.org/296/Public-Transportation>

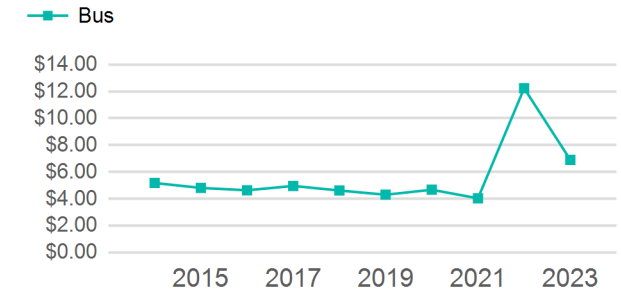
Geographic Coverage

Primary Urbanized/Rural Area Spartanburg, SC
Service Area Population 37,013
Service Area Sq. Miles 40
Other Areas Served:

Service Consumed

Annual Unlinked Trips (UPT) 266,004

Operating Expenses per Vehicle Revenue Mile



Assets

Revenue Vehicles 11
Service Vehicles 5
Facilities 2

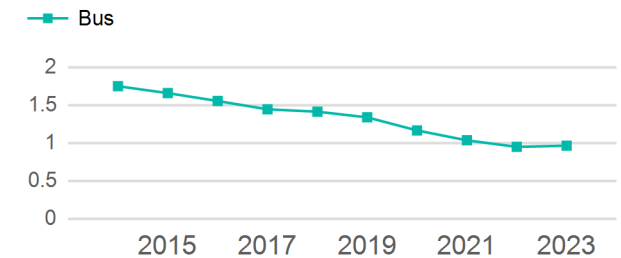
Service Supplied

Annual Vehicle Revenue Miles (VRM) 275,602
Annual Vehicle Revenue Hours (VRH) 20,971
Vehicles Operated in Maximum Service (VOMS) 8

Modal Characteristics

Mode	Annual Unlinked Passenger Trips	Directly Operated VOMS	Purchased Transportation VOMS	Annual Vehicle Revenue Miles	Annual Vehicle Revenue Hours
Bus	266,004	8	0	275,602	20,971
Total	266,004	8	0	275,602	20,971

Unlinked Passenger Trip per Vehicle Revenue Mile



Mode	Service Efficiency		Service Effectiveness		
	OE per VRM	OE per VRH	UPT per VRM	UPT per VRH	OE per UPT
Bus	\$6.91	\$90.76	1.0	12.7	\$7.16
Total	\$6.91	\$90.76	1.0	12.7	\$7.16

2023 Annual Agency Profile - City of Spartanburg South Carolina (NTD ID 40101)

2023 Funding Breakdown

Summary of Operating Expenses (OE)

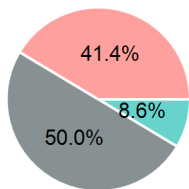
Sources of Operating Funds Expended

Operating Funding Sources

Mode	Operating Expenses	Fare Revenues
Bus	\$1,903,412	\$0
Total	\$1,903,412	\$0

Directly Generated	\$163,306
Federal Government	\$951,706
Local Government	\$788,400
State Government	\$0
Total Operating Funds Expended	\$1,903,412

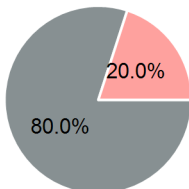
- Directly Generated
- Federal Government
- Local Government
- State Government



Capital Funding Sources

Sources of Capital Funds Expended

- Directly Generated
- Federal Government
- Local Government
- State Government



Directly Generated	\$0
Federal Government	\$386,792
Local Government	\$96,698
State Government	\$0
Total Capital Funds Expended	\$483,490

2023 Asset Management

Transit Asset Management (TAM) Tier

Tier II

TAM Sponsor NTD ID

4R07

Metrics

Mode	Average Fleet Age in Years
Bus	6.9