

2023 Annual Agency Profile - Council on Aging of St. Lucie, Inc. (NTD ID 40097)

Mailing Address: 2501 SW BAYSHORE BLVD
PORT SAINT LUCIE, FL

Website: <https://coasl.com/transportation/>

Geographic Coverage

Primary Urbanized/Rural Area Port St. Lucie, FL
Service Area Population 344,658
Service Area Sq. Miles 572
Other Areas Served:
Florida Non-UZA

Assets

Revenue Vehicles 20
Service Vehicles 3
Facilities

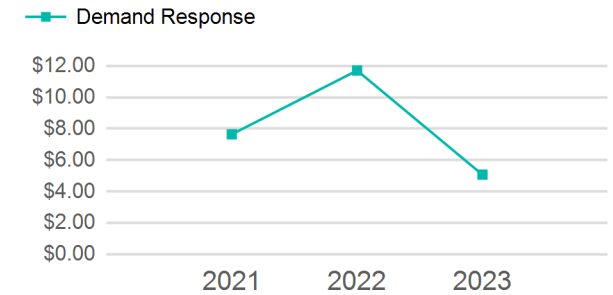
Service Consumed

Annual Unlinked Trips (UPT) 30,844

Service Supplied

Annual Vehicle Revenue Miles (VRM) 225,401
Annual Vehicle Revenue Hours (VRH) 13,597
Vehicles Operated in Maximum Service (VOMS) 10

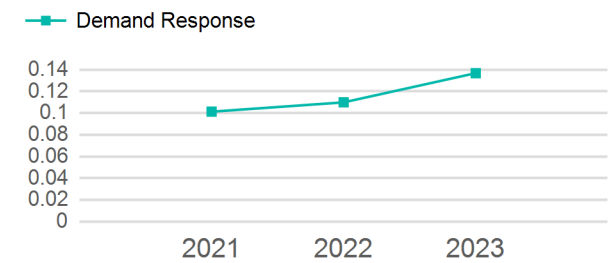
Operating Expenses per Vehicle Revenue Mile



Modal Characteristics

Mode	Annual Unlinked Passenger Trips	Directly Operated VOMS	Purchased Transportation VOMS	Annual Vehicle Revenue Miles	Annual Vehicle Revenue Hours
Demand Response	30,844	10	0	225,401	13,597
Total	30,844	10	0	225,401	13,597

Unlinked Passenger Trip per Vehicle Revenue Mile



Mode	Service Efficiency		Service Effectiveness		
	OE per VRM	OE per VRH	UPT per VRM	UPT per VRH	OE per UPT
Demand Response	\$5.08	\$84.16	0.1	2.3	\$37.10
Total	\$5.08	\$84.16	0.1	2.3	\$37.10

2023 Annual Agency Profile - Council on Aging of St. Lucie, Inc. (NTD ID 40097)

2023 Funding Breakdown

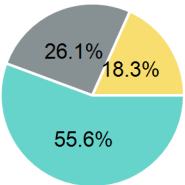
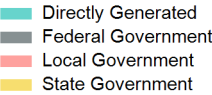
Summary of Operating Expenses (OE)

Sources of Operating Funds Expended

Operating Funding Sources

Mode	Operating Expenses	Fare Revenues
Demand Response	\$1,144,273	\$0
Total	\$1,144,273	\$0

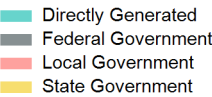
Directly Generated	\$636,702
Federal Government	\$298,387
Local Government	\$0
State Government	\$209,184
Total Operating Funds Expended	\$1,144,273



Capital Funding Sources

Sources of Capital Funds Expended

Directly Generated	\$0
Federal Government	\$0
Local Government	\$0
State Government	\$0
Total Capital Funds Expended	\$0



2023 Asset Management

Transit Asset Management (TAM) Tier Tier II

TAM Sponsor NTD ID

Metrics

Mode	Average Fleet Age in Years
Demand Response	5.0